

ICAEW Financial Statements 2013





CONTENTS

Financial review	02	Group statement of changes to reserves	17
Corporate governance statement	06	ICAEW statement of changes to reserves	18
ICAEW five-year summary	11	Group and ICAEW statements of financial position	19
Independent auditor's report	12	Group and ICAEW statements of cash flows	20
Group income statement	14	Accounting policies	21
ICAEW income statement	15	Notes to the financial statements	24
Group and ICAEW statements of comprehensive income . . .	16		

The role of ICAEW Chartered Accountants in the world's economies has never been more important. People making financial decisions need knowledge and guidance based on the highest technical and ethical standards.

Our members provide this better than anyone. They challenge people and organisations to think and act differently, to provide clarity and rigour, and so help create and sustain prosperity.

As their institute, we create the environment in which those skills are constantly developed, recognised and valued. We shape opinion, understanding and delivery, to ensure the highest standards in business and in the public interest.

Because of us, people can do business with confidence.

These financial statements should be read in conjunction with ICAEW's annual review 2013.

Financial review

ICAEW's financial statements for 2013 include the charitable trusts associated with ICAEW together with our international subsidiaries. The commentary below relates primarily to the operating activities of ICAEW.

RESULTS

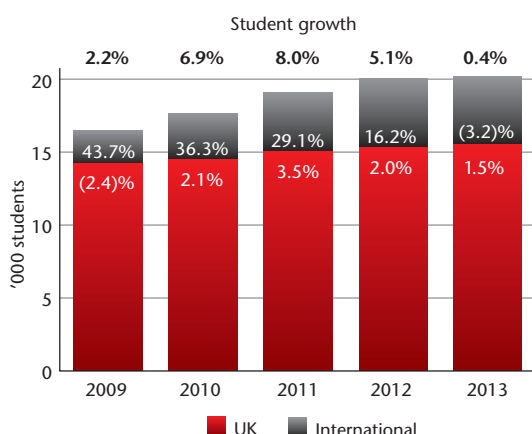
Total income was £87.6m, £4.9m higher than in 2012. The retained surplus after tax for the year was £2.2m (2012: £1.2m deficit). This reflects membership income growth of £1.9m and income growth from our qualifications and regulatory areas, together with a tight control over our cost base. At the same time, we have continued to invest in our strategy, including internationally. The result also includes the release of a provision of £1.8m made in 2012 in connection with uncertainty over outcomes of certain commercial matters resolved successfully in the year with revised terms. Fines and cost recoveries of £1.3m were received from the Financial Reporting Council (FRC) Conduct Committee, although the net FRC Conduct Committee case cost charge for 2013 was £2.8m (2012: £1.8m).

Net assets at 31 December 2013 were £27.4m, an increase of £7.2m over the 2012 net assets of £20.2m. Cash and cash equivalents ended the year at £4.3m, reflecting a net cash inflow of £0.9m in the year, after £4.8m contributions to reduce the pension scheme deficit. Total cash and investments stood at £38.6m at the end of the year, an increase of £4.0m on 2012.

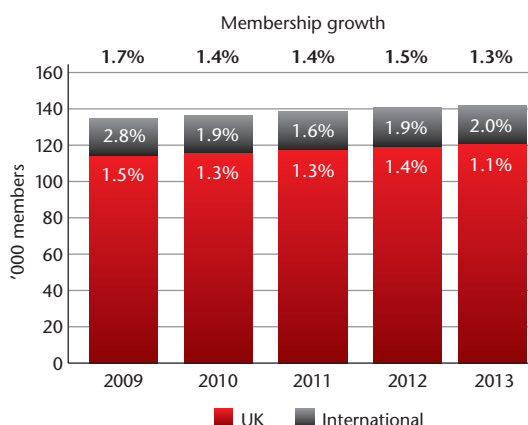
The consolidated outcome for the year, including the results of ICAEW's charitable trusts, was a surplus after tax of £2.6m (2012: £0.9m deficit).

STUDENT AND MEMBERSHIP GROWTH

2013 saw ACA student intake of 5,656 – a reduction on our 2012 high point of 6,201 reflecting the challenging markets both in the UK and internationally. Total ACA student numbers at the end of 2013 stood at 20,121 (2012: 20,037). In addition 1,822 students signed up for our foundation level Certificate in Finance, Accounting and Business, which is more than double last year's intake of 903.



In the year, membership grew to 142,334, from admissions of newly-qualified students to membership, together with reciprocal and similar arrangements with members of other institutes.



INCOME

Revenue from members' fees and subscriptions rose by 5% to £41.5m, reflecting the continued steady growth in membership and an improved mix of membership rates. Income from our qualifications increased by £0.5m, reflecting an increased student population actively taking exams, both ACA and CFAB, following our 20-year high intake in 2012 and record CFAB numbers this year.

Our commercial income streams were stable. Although we were unable to repeat the exceptional performance from some areas in 2012, we delivered growth in many lines including the international development of our leadership programmes.

Income from our new publishing arrangements with PCP since the launch of *economia* in 2012 has also held stable this year, despite a challenging advertising market.

We have continued to generate strong income from our capacity building programmes, with income nearly doubling in 2013 to £1.1m (offset by a matching increase in cost base). This reflects mostly overseas contracts, working with local institutes to strengthen the profession internationally.

Investment income increased to £1.5m, from £1.1m in 2012, reflecting the improved investment balances and a tight control over cash flows during the year.

EXPENDITURE

Operating expenditure increased to £85.4m, including the impact of higher FRC Conduct Committee case costs, but net of cost recoveries.

We launched the evolved ACA in 2013, resulting in dual running of exams; in addition, exam-related costs saw an increase, reflecting the increased number of exams being sat.

FRC CONDUCT COMMITTEE CASE COSTS

During 2013 we charged costs of £5.7m to the income statement in relation to the FRC Conduct Committee provision (formerly AADB), an increase of £2.2m on 2012. This was partly offset by cost recoveries of £0.5m (2012: £0.1m) imposed by FRC tribunals and returned to ICAEW.

There was further growth in the year in the case load as well as increased activity on existing cases, giving rise to the additional charges. In the year, judgment was made against Deloitte and Touche in relation to the MG Rover case; fines were awarded of £14.2m, plus costs, however the judgment was subsequently appealed and we do not recognise any income until a decision is final.

Since its inception, FRC Conduct Committee case costs charged to the income statement have totalled £26.1m, with recoveries of £3.8m; total cash payments out are £17.6m over the 10-year period.

The FRC Conduct Committee carries out independent investigations of the work and conduct of chartered accountants, both in public practice and elsewhere, where this has given rise to public concern.

TAX

The net corporation tax charge for the year was £nil (2012: £nil). As a mutual membership organisation, much of our income is exempt from corporation tax.

PENSIONS

The IAS19 valuation at 31 December 2013 was a whole scheme surplus of £1.7m (2012: deficit £5.6m). The pension asset is recognised as ICAEW considers that any surplus arising would be recoverable, assuming the gradual settlement of scheme liabilities over time.

ICAEW's defined benefits pension scheme was closed to further member benefit accrual on 30 June 2010. Employees who participated in the scheme were invited to join ICAEW's defined contribution pension arrangements, with transitional enhanced employer contributions payable until June 2013. The triennial actuarial valuation was concluded in the year and showed a deficit of £24.9m at 31 March 2013. The trustee and ICAEW agreed deficit funding arrangements comprising annual payments of £1.8m from 1 January 2014 until the deficit is eliminated. With our support, the trustee has developed an investment strategy intended to make the scheme entirely self-sufficient by around 2025.

A charge remains over Chartered Accountants' Hall and the fund has an interest in up to £10.0m of our investment portfolio. The previous covenant agreement with various trigger points and remedies has ended.

The scheme valuation has again been subject to the volatility in the financial markets, most notably in respect to improved gilt yields. A desktop valuation of the funding position at 31 December 2013 estimated the scheme deficit at £9.5m, a reduction of £15.4m on the estimated valuation at December 2012 of £24.9m (on the previous valuation basis) and of £15.4m from the March 2013 valuation.

Further details are given in note 24 to the financial statements.

FINANCIAL POSITION

Net assets at 31 December 2013 were £27.4m – an increase of £7.2m on the 2012 position. At the year end, while our pension value had increased by £7.0m, this is after input of £4.8m cash contributions in the year, a net growth of £2.2m.

During 2013, the market value of our long-term investments rose to £34.3m from £31.2m in 2012.

The value of Chartered Accountants' Hall increased to £9.7m as at 31 December 2013.

Trade and other payables were £34.5m (2012: £32.5m). This reflects a further increase in subscription income in

advance. Trade and other receivables were £8.9m (2012: £9.6m).

We have provided £8.5m (2012: £8.1m) of costs relating to the FRC Conduct Committee at 31 December 2013, reflecting their current case load. Case costs are forecast on the basis of the available information on actual or prospective cases. The accuracy of this forecast depends on assumptions made about the progress of individual cases and is subject to a significant degree of judgement. We do not take account of any potential future income from fines or cost recoveries from FRC Conduct Committee cases.

CASH FLOW

Cash balances at 31 December 2013 were £4.3m. Net cash inflow was £0.9m compared to a £1.7m outflow in 2012. Our cash profile fluctuates on an annual cycle, this year peaking at £39.2m in February and bottoming out at £1.6m in November.

Funding of the FRC Conduct Committee case costs saw a cash outflow of £5.3m (2012: £4.0m).

ICAEW provided £4.8m (2012: £6.0m) of deficit funding to the Staff Pensions Fund, in line with the current agreement.

Capital expenditure was £2.0m (2012: £3.8m). We expect to incur £2.6m of capital expenditure in 2014.

RESERVES POLICIES

Our agreed reserves policies ensure that reserves are set at a level sufficient to cover both short-term requirements and longer term investment needs:

- reserves should be set at a level equivalent to between three and six months of expenditure through the income statement; and
- cash and investment balances should be at least sufficient to cover between three and six months of annual budgeted/forecast gross cash expenditure.

CHARITABLE TRUSTS

The difference between the result of ICAEW and that of the group is mainly a result of donations received by ICAEW Foundation in the year together with investment income received by the trusts during the year.

During the year we made donations under gift aid to our charitable trusts amounting to £1.8m (2012: £1.6m). ICAEW's charitable trusts continued to run the Library and Information Service and also approved grants in the year of £0.1m (2012: £0.1m).

CREDITOR PAYMENT POLICY

It is our policy to agree and communicate clearly the terms of payment as part of the commercial arrangements negotiated with suppliers. We then pay according to those terms based upon the timely receipt of an accurate invoice. Trade creditor days at 31 December 2013 were 24 days (2012: 20 days).

POLITICAL DONATIONS

During the year, as part of its policy engagement, ICAEW supported a number of activities for political and politically affiliated organisations. This included the All Party Parliamentary Group on Business, Finance and Accountancy and a number of business policy events; costs associated with these activities totalled £35,000.

OUR SUSTAINABILITY COMMITMENT

As a professional membership organisation, we represent a common voice for our members and the profession. We believe that the successful business of the future will be a sustainable business. As a profession we support economic development and prosperity, and as an organisation our vision is to have a net positive impact on the economy, society and environment.

There are three main ways in which we implement this.

- **Economy** – the provision of accurate, trusted information is central to the success of an economic system and this is what the profession does. We bring people together to share their views, are involved in research, and produce guidance for the wider business community on sustainability. This work helps us to support business to deliver long-term sustainable economic value and people to do business with confidence.
- **Society** – we recognise the impact we make on society. We believe that financial capability, social mobility and fundraising are essential to long-term economic success. We engage in various activities and programmes which support staff, individuals, organisations and communities around the world.
- **Environment** – we recognise that business has a significant impact on the environment, and although ICAEW does not operate in a business sector which causes significant pollution, we aim to promote and follow environmental practices, and reduce the negative impacts of our activities. On an international scale, we convene the debate on natural capital policy in government forums and financial institutions.

You can find more information about our commitment to corporate responsibility in our annual review 2013, including our work on developing access to the profession, diversity and our public interest focus.

GOING CONCERN

The financial statements have been prepared on a going concern basis. The council has a reasonable expectation that ICAEW has adequate resources to continue in operational existence for the foreseeable future. The council receives and approves a three-year operational plan each year, which comprises forecast income statements, cash flow summaries, statements of financial position and key non-financial indicators. These are the basis of the monthly management accounts which are reviewed by the board.

ICAEW's business activities, together with the factors likely to affect its future development, performance and position are set out above, as well as in our annual review 2013. The financial position of ICAEW, its cash flows and liquidity position are described in the financial review above. In addition the accounting policies include ICAEW's objectives, policies and processes for managing its reserves, its financial risk management objectives, details of its hedging activities and its exposure to liquidity risk.

The council believes that ICAEW has adequate financial resources and is well placed to manage its business risks successfully despite the current economic outlook and market conditions and possible short-term funding needs, such as FRC Conduct Committee case costs. As a result, the going concern basis is considered appropriate.

INTERNAL CONTROL

The council is responsible for ICAEW's system of internal control and for reviewing its effectiveness. The audit committee, on behalf of the council, reviews the effectiveness of the system and reports to council thereon. This is done on the basis of information and regular reports provided by management, internal audit and the external auditors. The system of internal control is designed to manage rather than eliminate the risk of failure to achieve business objectives. It can only provide reasonable, but not absolute, assurance against material misstatement or loss. It includes all controls including financial, operational, compliance and risk management.

The key elements of the system of internal control are listed below.

Risk management

The council, through the board, audit committee, chief executive and executive directors, has an established and continuous process for identifying, evaluating and managing the significant risks faced by ICAEW. This process has been in place for the whole of 2013 and has continued up to the date on which this document was approved.

Each department identifies and reviews the risks faced by ICAEW, assessing both the controls in place and key actions required to manage the significant risks. These assessments are reported regularly to the audit committee, board and the council. Directors also report regularly to the board on any changes in risks and key risk highlights. The board considers at each meeting any issues arising in respect of the principal risks, any emerging or new reputational risks, and the velocity of any current or new risks and issues.

The assessment of risk is linked with the evolving ICAEW strategy in compliance with the guidance Internal Control: Guidance for Directors on the Combined Code (October 2005).

Annually the council undertakes a review to consider:

- the application of the risk management processes;
- reports on risk and internal control from the board;
- reports on internal control from the audit committee; and
- how the risks have changed over the period under review and any significant issues.

The board formally reviews risk twice a year and management puts in place the appropriate mitigation strategies. In reviewing the risks, the board considers whether management has appropriately assessed the risk by challenging the risk rating, whether the action taken to address and mitigate the risk is effective, and whether the timescales are appropriate. The board also considers whether there are other risks that should be reviewed and advises management accordingly. Over the year the board has considered a diverse range of risks and mitigation strategies, including the following principal risks.

Risk – Key firms change their business models

Key firms move away from a core skill set of ACA-trained accountants. The scope of this risk could include: regulatory changes, competitors' actions or market changes.

Our activity to mitigate this risk includes: active stakeholder management; intelligence and insight with firms, regulators, competitors and the market. We are working with firms to develop training solutions that

ensure we are the professional body of choice across their international networks.

Risk – The changing nature of the global competitive environment

External changes result in professional bodies losing relevance or ICAEW falling behind in the marketplace and being unable to execute strategy in the public interest. The scope of this risk could include: legislative and regulatory changes; our products and partnerships; other regulatory and oversight bodies; our competitors; and market needs.

Our activity to mitigate this risk includes: actively influencing the debate about the future of the finance industry and developing innovative products and services for firms and members.

Risk – A significant external event causes a loss of trust in the profession

A global financial crash, debt crisis or financial scandal causes the public to lose trust in the profession and finance institutions, reducing our ability to support members, undermining our disciplinary and regulatory roles and hampering our ability to act in the public interest. The scope of this risk could include: high profile disciplinary cases; technical and public interest issues such as tax avoidance and audit quality.

Our activity to mitigate this risk includes: direct engagement with various third party organisations; monitoring media, complaints and regulatory activities.

Risk – In-year cash flow limitations and/or exceptional costs

Limitations on resources or exceptional in-year costs result in a significant impact on cash and therefore on operations and delivery of strategy. The impact of this risk could affect our competitive position and potentially our business operations. The scope of this risk could include: calls for costs for public interest cases from the FRC Conduct Committee; unforeseen capital costs to buildings or the poor performance of our investment strategy.

Our activity to mitigate this risk includes: close engagement with the FRC; regular reviews of financial and insurance positions; and active monitoring of the case pipeline.

Risk – Data management

Risk of damage to our reputation, operations or both, from data mismanagement events, such as the handling of client/student data, breakdown of ACA assessment process or procedure, or use of data relating to elections. The likelihood and impact of this risk grows as we expand internationally. The scope of this risk could include: fraud or human error; technical failure relating to data systems; or breakdown in the assessment processes and procedures.

Our activity to mitigate this risk includes: Payment Card Industry (PCI) compliance; intensive test programmes and spot checks for systems and processes and a voice recognition system to reduce human intervention.

Risk – Data security

There is a failure or breach of physical or cyber-security systems (eg as a result of a cyber-attack or breakdown of processes), resulting in damage to reputation and disruption to operations. The likelihood and impact of this risk grows as we expand internationally. The scope of this risk could include: failure or breach of system security leading to unauthorised access to ICAEW systems and data.

Our activity to mitigate this risk includes: audits to ensure staff have the appropriate application security access; system penetration tests undertaken by a specialist organisation; PCI compliance testing; and active monitoring of exam pass rates.

Delegation

We have a clear organisational structure, detailing lines of authority and control responsibilities. There are defined revenue and capital spend authorisation limits in place.

Business plans and budgets

Staff prepare detailed business plans and budgets for the board and the council to approve. We have agreed key performance targets and monitor achievement against these on a monthly basis. Actual results are compared to approved budgets or latest forecasts on a monthly basis and reported to each meeting of the board and the council. We also prepare revised annual forecasts and report on these three times a year. We post a summary of the monthly results and forecast reviews to the council members' website.

Internal audit

Internal audit provides assurance that risk management processes are addressing the significant risks faced by ICAEW and assesses the controls in place. It ensures that management takes appropriate remedial action if control weaknesses are identified. Internal audit reports formally to the audit committee and has direct access to the chairman of the committee. The committee also receives reports from the staff and the external auditors on important control matters.

Review

The council, through the reports it receives from the board and through the audit committee, has reviewed the effectiveness of ICAEW's system of internal control in operation during 2013. Where control weaknesses have been identified, remedial action was, or is being taken. None of these weaknesses resulted in any material losses, contingencies or uncertainties that would require disclosure in the financial statements or annual review.

Corporate governance statement

Our approach to governance

ICAEW is a chartered corporation and operates under the terms of its Royal Charter, bye-laws and regulations. Nonetheless, we choose to measure our governance against the UK Corporate Governance Code. We believe that we adopt the approach in the Code and comply with relevant provisions. As the Code acknowledges, some of its provisions may be disproportionate or less relevant to smaller entities. We recognise that parts of the Code do not relate precisely to the governance of a professional and membership body. The underlying principle is that our governance must support the delivery of our strategy. Members of council, board and the principal committees noted in these financial statements are drawn from our membership. We operate within regulatory oversight of the FRC and other regulators, as a Recognised Supervisory Body, a Recognised Qualifying Body, a Designated Professional Body and as a licenser of insolvency practitioners.

ICAEW meetings

The Charter and bye-laws reserve certain matters to ICAEW members in general meeting. This includes consideration of the annual review and the financial statements with the report of the auditor.

ICAEW council

Council considers, reviews and approves strategy, operational plans and budgets proposed by the board. It represents and articulates the views of members on all these matters and otherwise delegates the powers and authorities conferred on it by the Charter and bye-laws to the board, the departmental boards and to the chief executive, within an overall framework of financial approval limits.

In 2013, council met six times. As at 31 December 2013, it comprised 88 members. The majority of council members are directly elected by ICAEW members, with the remainder co-opted or ex officio. Council elects its chairman annually from among its members. You will find brief details of each council member, including their status and record of attendance at council meetings in 2013, in the online annual review 2013.

Council members do not receive remuneration. They are reimbursed for travel and subsistence costs incurred on ICAEW business. They may receive other payments, on a normal commercial basis, particularly in connection with lecturing and writing. Each member of council declares any interests which might lead to conflict and updates the declaration at least annually. Members of council and the board are also asked to identify and declare any potential conflicts of interest at each meeting.

The office-holders and chief executive

The ICAEW office-holders have no formal personal powers other than the procedural matters specified in the principal bye-laws. They have an ambassadorial role, meeting members and stakeholders and promoting ICAEW. They represent the views of the council and the wider membership within ICAEW and ensure that these are taken into account in the development of ICAEW strategy and policies. They counsel and advise the chief executive. The president chairs the annual and special meetings of members and the ICAEW board. All office-holders (and council members) are non-executives. The office-holders during the year are set out in the board membership table.

The president serves a one-year term with council electing a vice-president annually to succeed the deputy-president and 'in turn' president. The nature of the organisation will mean that the office-holders will sometimes have a connection with member firms and groups. Any potential conflict is identified and declared as outlined above.

The chief executive (Michael Izza) operates within the framework of delegations approved by the council. Reporting to the president, he is responsible for the overall management of ICAEW, for the development and implementation of strategy, and for ensuring that ICAEW operates economically, efficiently and effectively. He also has a representational role, building effective relationships with members and with governments, regulators, other public bodies, and the media.

Diversity

ICAEW has a diversity policy in relation to council, board and committee membership. The overall aim of this policy is to represent broadly within the membership of council, boards and committees the diversity, including gender, of the ICAEW membership as a whole. Moreover, the membership of council, boards and committees should have the appropriate balance of skills, experience, independence and knowledge to enable them to discharge their respective duties and responsibilities effectively, while ensuring the engagement of the best person for the job.

The board

The board is responsible for monitoring the development and implementation of ICAEW strategy, including review of risk. The chief executive reports: monthly to the board on principal risks and on key activities; quarterly to the board on implementation of the operational plan; and, formally, twice a year on the management of risk. The executive directors report to each board meeting on performance against departmental plans. The finance director reports to each meeting on financial performance. The board reports on its activities to each council meeting.

The board comprises non-executives, principally council members ex officio, and senior executives. The council elects two of its members directly to the board for a two-year term. The elected members fulfil the role of 'senior independent director'. In 2013, the board met 10 times.

The chief executive and executive directors are appointed on permanent contracts, following appointment by a senior staff appointments committee comprising senior council members and advisers. They are not subject to annual or three-yearly election. Nonetheless, their performance is reviewed annually by the remuneration committee, which reports to the board accordingly.

Review procedures

The board undertook a review of its own effectiveness in December 2013. This showed that, overall, the board works well. The review raised a small number of detailed issues about the operation of the board which it is addressing, including developing further the diversity of its membership. The board considered a variety of governance issues during the year, including its own composition and governance arrangements in the regulatory area. In the light of potential change, it agreed to undertake the review in-house. It will consider again in 2014 whether the review should be externally facilitated.

The audit committee performed an externally-facilitated effectiveness review in 2011.

The members of the board (for whom you can find brief biographical details on the ICAEW website at [Home/Who we are/Governance/ICAEW Board](#)) during 2013 were:

	Position	Appointed	Retired	Attendance
Andrew Baigent*	chairman, learning and professional development board; director group financial management improvement, Department of Health			9/10
Arthur Bailey*	vice-president (to 5 June), deputy-president (from 5 June); consultant, Begbies Traynor group & Kingston Smith, and non-executive director			10/10
Ian Davies*	elected by council; senior independent director, Harvey Nash plc		31 Dec	9/10
Robin Fieth**	executive director, members and operations		30 Nov	9/9
Howard Gross*	chairman, members board; chief executive, Gross Klein			10/10
Sharron Gunn	executive director, commercial			9/10
Richard Harwood*	chairman, professional standards board; principal, Harwoods		5 June	3/4
Robert Hodgkinson	executive director, technical strategy			9/10
Michael Izza	chief executive			10/10
Jeremy Jennings*	co-opted member; partner – regulatory & public policy leader, EMEA, Ernst & Young LLP, Brussels		5 June	2/4
Martyn Jones*	deputy-president (to 5 June); president and chairman (from 5 June); consultant, Deloitte LLP			10/10
Hilary Lindsay*	elected by council; lecturer, the Open University Business School			9/10
David Matthews*	chairman, technical strategy board; head of quality and risk management, KPMG LLP	5 June		5/6
Mark Protherough	executive director, learning and professional development			10/10
Andrew Ratcliffe*	chairman, technical strategy board (to 5 June); vice-president (from 5 June); partner, PricewaterhouseCoopers LLP			8/10
Vernon Soare	executive director, professional standards			9/10
Mark Spofforth*	president and chairman (to 5 June); partner, Spofforths		5 June	4/4
Fiona Wilkinson*	chairman, professional standards board; director, Fiona Wilkinson Ltd	5 June		6/6

* council member ** resigned from ICAEW, 30 November 2013

Note: Nick Parker, (tax partner, Baker Tilly, and council member) joined the board as an elected member with effect from 1 January 2014; Liz Rylatt joined the board as executive director, finance, operations and members with effect from 8 January 2014.

Audit committee

The audit committee is responsible, on behalf of the council, for ensuring that all significant activities of ICAEW are subject to independent review and audit; monitoring ICAEW's relationship with its auditors; reviewing internal controls; and assessments of risk. The audit committee met four times in 2013. Both the internal and external auditors attend its meetings and have direct access to its chairman. The external auditors attend at least one meeting (or part of a meeting) each year without ICAEW management present.

The members of the audit committee during 2013 were:

	Position	Appointed	Retired	Attendance
Penny Bickerstaff	independent management consultant		10 Dec	2/4
Richard Bint	audit partner, BDO LLP	5 June		3/3
Stuart Bridges	chief financial officer, Hiscox Ltd			4/4
John Cain	audit partner, KPMG LLP		5 June	1/1
David Canning-Jones	audit partner, EY LLP	5 June		3/3
Ian Cherry*	chairman; chief executive, A I Cherry Ltd			4/4
David Chitty*	partner, Crowe Clark Whitehill LLP			4/4
Mary Hardy	independent director			4/4
Neeraj Kapur*	chief financial officer, Secure Trust Bank plc		5 June	1/1
Nick Parker*	tax partner, Baker Tilly	5 June		3/3
George Quigley*	partner, BDO LLP	5 June		3/3
Andrew Ratcliffe*	vice-chairman; partner, PricewaterhouseCoopers LLP			4/4

* council member

The chairman of the audit committee reports annually to council. The audit committee provides a summary report of its proceedings to council after each meeting and makes the minutes of its meetings available to the board.

During the year the audit committee has:

- reviewed the financial statements and principal judgements, having received a report from the external auditors on their review and audit;
- considered the output of the procedures used to manage risk within ICAEW;
- reviewed the effectiveness of ICAEW's internal controls and risk management systems;
- agreed the fees and terms of appointment of the external auditors, including their quality and effectiveness; and
- agreed the work plan of internal audit and reviewed the resulting output from that plan.

The committee has helped council to assess the adequacy of the internal audit plan. The committee has received reports on the work carried out by internal audit and the results of their investigations including management responses, their adequacy and timeliness. It is satisfied that recommendations made by internal audit and external auditors receive due attention and action.

Over the course of the year the audit committee considered many components of business performance in order to ensure it has a full understanding of the operations of ICAEW. These reviews have allowed for the fact that some committee members are not on ICAEW's board or council and hence have less involvement in strategic matters than other members. Examples of processes it uses include:

- reviews of the processes undertaken in determining the position adopted in key judgement areas, including FRC Conduct Committee case costs, pension provisions and commercial arrangements;
- 'deep dives' into certain risk areas as described below;
- receipt of regular strategy reports from the chief executive and operational reports from the executive director, members and operations;
- requesting members of management to attend audit committee meetings to provide updates on operational and strategic matters; and
- a review of the budget and operational plan.

Significant areas of review by the audit committee in the year included 'deep dives' into certain principal and other corporate risks, including pensions, FRC Conduct Committee case cost provisions, commercial strategy, regulatory changes for audit and legal services and reviews of significant control matters as they arose.

Through these processes and its monitoring of the effectiveness of controls, internal audit and risk management, the audit committee is able to maintain a good understanding of business performance, key areas of judgement and decision-making processes within the organisation.

As a result of its work during the year, the committee has concluded that it has acted in accordance with its terms of reference and has ensured (as far as possible) the independence of the external auditors.

Auditors

The auditors were first appointed in 2006 and re-appointed following a tender in 2010. The auditor periodically changes its audit partner in accordance with professional and regulatory standards in order to protect independence and objectivity, most recently in 2012. The

committee agrees with the audit firm staff rotation policies in relation to ICAEW's audit. Current ICAEW policy is to tender the external audit every five years.

The audit committee annually reviews and considers the quality, effectiveness and independence of the external auditors. This includes a review of safeguards in place in relation to non-audit services, and a review of the partners and directors of the audit firm who sit on ICAEW committees. To ensure appropriate levels of independence, a firm cannot be ICAEW's auditor if any partner or employee of the firm is a member of council during the period of tenure. ICAEW also has a policy regarding non-audit work by the audit firm. The general principle is that the audit firm should not be asked to carry out non-audit services where it may, in the future, be required to give an audit opinion. Audit committee approval is required for such services after considering appropriate independence safeguards including staff segregation.

To assess the effectiveness of the auditors the committee reviewed:

- the external auditors' fulfilment of the agreed audit plan and variations from it;
- the auditor's report of major issues arising during the course of the audit; and
- the most recent report on the auditors from the FRC's Audit Quality Review Team.

The audit committee is satisfied with the auditors' effectiveness and has recommended to council that Grant Thornton UK LLP be proposed for reappointment for 2014 at the annual meeting.

Review of financial statements

Through discussion with management and the external auditor, the audit committee determined that the key judgements with risk of misstatement of ICAEW's financial statements related to provisions for FRC Conduct Committee case costs and the assumptions relating to pension fund liabilities, in particular the treatment of any pension scheme asset arising and the treatment of ICAEW's funding commitments to the scheme.

These issues were discussed with management during the year and with the auditor when reviewing and agreeing the audit plan and also at the conclusion of the audit of the financial statements.

The processes for establishing the FRC Conduct Committee provision were reviewed with regard to the supply of information available from the FRC, history of past cases and estimates of future progress. Management assumptions were reviewed and challenged in reaching the outcome presented.

The judgement relating to the pension scheme asset was reviewed with regard to the process adopted to interpret the scheme deed and rules with regard to the relevant accounting standards, together with supporting legal advice.

After reviewing the presentations and reports from management and consulting with the auditors, the audit committee is satisfied that the financial statements appropriately address the critical judgements and key estimates, both in respect to the amounts reported and the disclosures. The committee is also satisfied that the significant assumptions used for determining the value of assets and liabilities have been appropriately scrutinised, challenged and are sufficiently robust.

Nominating committee

The nominating committee is responsible for making recommendations to the council for co-options, for the appointment of committee chairmen and for honorary membership of ICAEW. It also has direct responsibility for all other committee appointments. The committee makes recommendations and appointments on the basis of the best person for the job and against agreed profiles with regard to the diversity policy. The committee deals with much of its business by correspondence and meets only as required.

The members of the nominating committee during 2013 were:

	Position	Appointed	Retired	Attendance
Arthur Bailey*	vice-president (to 5 June), deputy-president (from 5 June); consultant, Begbies Traynor group & Kingston Smith, and non-executive director			5/6
Susan Field*	elected by council; sole practitioner			6/6
Michael Izza	chief executive			5/6
Peter Jenkins*	elected by council; finance director, The Prince's Regeneration Trust	1 Nov		1/1
Martyn Jones*	deputy-president (to 5 June), president and chairman (from 5 June); consultant, Deloitte LLP			5/6
Sheilagh Moffat*	elected by council; partner, Moffat Gilbert			5/6
Clive Parritt*	past-president; chairman Baronsmead VCT 2 plc; DiGiCo Europe Ltd; BG Consulting Group Ltd and non-executive director, London & Associated Properties plc and other companies			2/6
Andrew Ratcliffe*	vice-president (from 5 June); partner, PricewaterhouseCoopers LLP	5 June		2/2
Gerald Russell*	past-president; consultant		5 June	2/4
Mark Spofforth*	president and chairman (to 5 June), past-president (from 5 June); partner, Spofforths			4/6
Jan Weber*	elected by council; finance director, DIAM International		5 June	4/4

* council member

Remuneration committee

The remuneration committee keeps under review, on behalf of the board, the elements of the remuneration package provided for ICAEW staff, including the chief executive and executive directors. Staff are remunerated with reference to their annual performance rating and benchmark market salaries. The committee also monitors office-holder expenses. The chairman of the remuneration committee reports at least annually to the board.

The members of the remuneration committee during 2013 were:

	Position	Appointed	Retired	Attendance
Arthur Bailey*	vice-president (to 5 June), deputy-president (from 5 June); consultant, Begbies Traynor group & Kingston Smith, and non-executive director			3/4
Ian Davies*	chairman (from 5 June); senior independent director, Harvey Nash plc			4/4
Frank Edwards*	consultant			4/4
Richard Harwood*	principal, Harwoods	5 June		1/1
Peter Jenkins*	chairman (to 5 June); finance director, The Prince's Regeneration Trust		5 June	3/3
Sean O'Hare	partner, PwC Human Resources Services			4/4

* council member

Senior staff appointments committee

The senior staff appointments committee is responsible for all matters relating to the recruitment and appointment of the chief executive and executive directors. For the appointment of the chief executive, the committee comprises the president or one other office-holder (chairman), the chairman of council and three members of council appointed by the nominating committee. For the appointment of an executive director, the committee comprises the president or one other office-holder (chairman), the chairman of council, one member of council appointed by the nominating committee, the chairman of the relevant departmental board and the chief executive.

The committee met in 2013 to consider candidates for the post of executive director, finance, operations and members following the resignation of Robin Fieth. Liz Rylatt was appointed to the role and joined ICAEW on 8 January 2014. The committee comprised Andrew Ratcliffe (vice-president), Nick Parker (chairman of council), Peter Jenkins (council member), Howard Gross (chairman of members board) and Michael Izza (chief executive).

Departmental boards

Five departmental boards steered the development of policy for ICAEW's key activities in 2013: commercial; learning and professional development; members; professional standards; and technical strategy. These boards also exercise a general oversight of the work programmes of the departments.

You can find the terms of reference for the key ICAEW committees on the ICAEW website at [Home/who we are/committees](#)

Employees

ICAEW aims to create a working environment that is based on a number of key principles including fairness, equality of opportunity, respect and dignity, flexibility, transparency and work-life balance. We believe that these key principles enable staff to enjoy work, develop as individuals and provide the best possible service to members, clients and the public, which contributes to the continued success of the organisation.

ICAEW is committed to the core values of acting responsibly, integrity, effective partnerships and the highest standards. It is our policy to treat all staff fairly and equally regardless of race, sex, sexual orientation, gender re-assignment, marital status or disability. Should existing staff suffer a disability, we will do all we can to accommodate this and to help the member of staff to continue their career in their existing role where possible, or in an alternative position in the organisation.

Periodically, ICAEW conducts staff surveys to give us the opportunity to get insight into changes in staff perception, attitudes, behaviours and engagement. The most recent staff survey results showed that staff are broadly content with working life at ICAEW and remain positive about the future of ICAEW. There is strong support for what ICAEW is trying to achieve and a good understanding of how departmental activity contributes to this. The survey was very positive about our line management and understanding of our brand values.

ICAEW has a well-established performance management process and training and development policy. Staff can discuss their development needs at 'one-to-ones' with their manager or as part of the annual performance management process. We hold regular strategy updates for all staff and have dedicated communications channels, including an intranet and weekly email updates.

Financial responsibilities of the council

Bye-law 12(a) requires the council to prepare financial statements for each financial year which give a true and fair view of the state of affairs of ICAEW and of the result for ICAEW for that year.

The council has delegated these responsibilities to the board. In preparing these financial statements on behalf of the council, the board has:

- prepared the financial statements in accordance with applicable law and IFRS as adopted by the EU;
- selected suitable accounting policies and applied them consistently;
- made judgements and estimates that are reasonable and prudent;
- followed applicable accounting standards;
- prepared the financial statements on a going concern basis; and
- considered and confirmed that the financial statements and annual review together are fair, balanced and understandable.

The council is responsible for ensuring that proper accounting records are kept which disclose with reasonable accuracy the financial position of ICAEW. It is also responsible for safeguarding the assets of ICAEW and hence for taking reasonable steps for the prevention and detection of fraud and other irregularities.

Directors' confirmation

As far as each of the directors is aware:

- there is no relevant audit information of which ICAEW's auditors are unaware; and
- the directors have taken all steps that they ought to have taken to make themselves aware of any relevant audit information and to establish that ICAEW's auditors are aware of that information.

For the purposes of this declaration, all members of the board are deemed directors.

ICAEW five-year summary

	2013 £m	2012 £m	2011 £m	2010 £m	2009 £m
Income statement					
Operating income	87.6	82.7	82.4	76.4	73.7
ICAEW services	(75.3)	(76.0)	(72.4)	(67.1)	(66.0)
Funding of regulatory and other professional associations	(8.3)	(6.3)	(4.7)	(5.8)	(5.3)
Gift aid and library funding	(1.8)	(1.6)	(1.7)	(1.6)	(1.8)
Result before taxation	2.2	(1.2)	3.6	1.9	0.6
Taxation	-	-	-	(0.1)	0.1
Net result after taxation	2.2	(1.2)	3.6	1.8	0.7
Net assets					
Non-current assets excluding Staff Pensions Fund	55.7	52.9	51.9	53.2	49.9
Current assets	13.9	13.8	18.3	19.8	19.1
Current liabilities	(39.6)	(37.9)	(34.1)	(33.6)	(30.4)
Non-current liabilities excluding Staff Pensions Fund	(4.7)	(3.7)	(4.8)	(4.7)	(3.0)
Non-current assets/(liabilities) – Staff Pensions Fund asset/(liability)	2.1	(4.9)	(6.0)	(5.4)	(14.2)
Total net assets	27.4	20.2	25.3	29.3	21.4
	2013	2012	2011	2010	2009
Member and student numbers					
Members	142,334	140,573	138,464	136,615	134,698
ACA students	20,121	20,037	19,073	17,653	16,517
	162,455	160,610	157,537	154,268	151,215

Independent auditor's report

TO THE MEMBERS OF THE INSTITUTE OF CHARTERED ACCOUNTANTS IN ENGLAND AND WALES FOR THE YEAR ENDED 31 DECEMBER 2013

We have audited the group financial statements of The Institute of Chartered Accountants in England and Wales (ICAEW) for the year ended 31 December 2013 which comprise the group and ICAEW income statements, the group and ICAEW statements of comprehensive income, the group and ICAEW statements of changes to reserves, the group and ICAEW statements of financial position, the group and ICAEW statements of cash flow and the related notes. The financial reporting framework that has been applied in their preparation is applicable law and International Financial Reporting Standards (IFRS) as adopted by the European Union.

This report is made solely to ICAEW's members, as a body. Our audit work has been undertaken so that we might state to ICAEW's members those matters we are required to state to them in an auditor's report and for no other purpose. To the fullest extent permitted by law, we do not accept or assume responsibility to anyone other than ICAEW and ICAEW's members as a body, for our audit work, for this report, or for the opinions we have formed.

Respective responsibilities of the council and auditor

As explained more fully in the corporate governance statement set out on page 10, the council is responsible for the preparation of the financial statements and for being satisfied that they give a true and fair view. Our responsibility is to audit and express an opinion on the financial statements in accordance with applicable law and International Standards on Auditing (UK and Ireland). Those standards require us to comply with the Auditing Practices Board's (APB's) Ethical Standards for Auditors.

Scope of the audit of the financial statements

A description of the scope of an audit of financial statements is provided on the APB's website at www.frc.org.uk/apb/scope/private.cfm

Auditor commentary

An overview of the scope of the audit

Our scope included an audit of the financial statements of the group and ICAEW and for the purposes of the group audit we carried out targeted audit work on the ICAEW Foundation, whose investments are material to the group financial statements. We performed analytical review on the financial statements of the other subsidiaries which were not considered to be individually significant to the group or included risks which were not considered to be material to the group financial statements. We carried out a risk assessment to identify financial statement risks, including communication with the Audit Committee. We undertook an interim visit in November 2013 to evaluate the internal controls over those risk areas we identified as being relevant to our audit. During our subsequent audit we undertook substantive testing on significant transactions, balances and disclosures, the extent of which was based on various factors such as our overall assessment of the control environment, the effectiveness of controls and the management of specific risk.

Our application of materiality

We apply the concept of materiality in planning and performing our audit, in evaluating the effect of any identified misstatements and in forming our opinion. For the purpose of determining whether the financial statements are free from material misstatement we

define materiality as the magnitude of a misstatement or an omission from the financial statements or related disclosures that would make it probable that the judgement of a reasonable person relying on the information would have been changed by the misstatement or omission. For the group audit, we established a planning materiality for the group financial statements as a whole of £1.7m, which is 2% of revenue. For the financial information of the subsidiary undertakings, we set our materiality based on a proportion of group materiality appropriate to the relative sizes of the entities.

We determined the threshold at which we will communicate misstatements to the Audit Committee to be £50,000. In addition we will communicate misstatements below that threshold that, in our view, warrant reporting on qualitative grounds.

Our assessment of risk

Without modifying our opinion, we highlight the following matters that are, in our judgement, likely to be most important to the users' understanding of our audit. Our audit procedures relating to these matters were designed in the context of our audit of the consolidated financial statements as a whole, and not to express an opinion on individual transactions, account balances or disclosures.

FRC Conduct Committee provision

Included in the Group and ICAEW Statements of Financial Position, the FRC Conduct Committee total provision of £8.5m represents the estimated present obligation of ICAEW in respect of the investigations by the FRC Conduct Committee for disciplinary cases arising from past events up to 31 December 2013. The process to measure the provision is highly judgemental, and is based on information provided by the FRC and a review by ICAEW of potential cost estimates on a case-by-case basis. We therefore identified the FRC Conduct Committee provision as a significant risk requiring special audit consideration.

Our audit work included, but was not restricted to, an evaluation of the detail of the FRC's estimate of costs, a comparison of prior estimates to actual outcomes and a review of correspondence with FRC regarding ongoing cases. We compared the provision to our expectations based on historical evidence and challenged management assumptions. The accounting policy and disclosures regarding this provision are included in notes 1(IV) and 23 to the financial statements.

Pension asset

ICAEW has a pension asset of £1.7m and £2.1m on the Group and ICAEW Statements of Financial Position respectively. The pension scheme is accounted for under IAS19 (Revised) – Employee Benefits and IFRIC 14 – The Limit on a Defined Benefit Asset, Minimum Funding Requirements and their Interaction. The process to recognise and measure the amount of the pension asset, including the determination of the appropriate timing of recognition, involves significant judgement as the existence and valuation is subject to the interpretation of the scheme's rules, to determine whether an unconditional right to the surplus exists in accordance with IFRIC 14, and complex actuarial assumptions. We therefore identified the defined benefit pension scheme asset as a significant risk requiring special audit consideration.

Our audit work included but was not restricted to our evaluation of management's judgements in respect of their interpretation of IFRIC 14 and the related legal advice regarding the determination of an unconditional right to a surplus. We also reviewed the appropriateness of management's application of IAS19 valuation methodology; agreeing asset values to underlying investment manager statements and checking the valuation of those assets. We involved our own actuarial specialists in challenging management's assumptions. The accounting policy and disclosures regarding this provision are included in notes 1(XIII) and 24 to the financial statements.

Management override of financial control

Under ISAs (UK & Ireland), for all our audits we are required to consider the risk of management override of financial controls. Due to the unpredictable nature of this risk we are required to assess it as a significant risk requiring special audit consideration.

Our audit work included but was not restricted to, consideration of the overall control environment of the group, including interviewing senior management and the head of internal audit, to assess the level of the risk. We performed the specific procedures relating to this risk that are required by ISA 240 'The Auditor's Responsibilities relating to Fraud in an audit of the financial statements'. This includes tests of journal entries, the evaluation of judgements and assumptions in management's estimates and tests of significant transactions outside the normal course of business. In addition, we also reviewed the arrangements for the staff to 'whistle-blow' inappropriate management actions and findings from internal audit's reports.

Opinion on financial statements

In our opinion the financial statements:

- give a true and fair view of the state of the group's and of ICAEW's affairs as at 31 December 2013 and of the group's and ICAEW's result for the year then ended; and
- have been properly prepared in accordance with IFRS as adopted by the European Union.


Other reporting responsibilities

We have nothing to report in respect of the following:

Under the ISAs (UK & Ireland), we are required to report to you if, in our opinion, information in the annual report is:

- materially inconsistent with the information in the audited financial statements; or
- apparently materially incorrect based on, or materially inconsistent with, our knowledge of the group acquired in the course of performing our audit; or
- is otherwise misleading.

In particular, we are required to consider whether we have identified any inconsistencies between our knowledge acquired during the audit and the council's statement that they consider the annual report is fair, balanced and understandable and whether the annual report appropriately discloses those matters that were communicated to the audit committee which we consider should have been disclosed.



Grant Thornton UK LLP
Statutory Auditor
Chartered Accountants

Milton Keynes
18 March 2014

Group income statement

for the year ended 31 December 2013

	Note	2013			2012		
		Income £m	Expenditure £m	Net £m	Income £m	Expenditure £m	Net £m
Subscriptions and fees		41.5	-	41.5	39.6	-	39.6
Learning and professional development	1	10.2	(14.8)	(4.6)	9.7	(14.0)	(4.3)
Professional standards	2	15.4	(14.2)	1.2	14.2	(13.7)	0.5
Commercial and shared services	3	9.7	(13.0)	(3.3)	9.9	(13.1)	(3.2)
Members	4	1.0	(13.1)	(12.1)	1.0	(12.9)	(11.9)
Technical strategy	5	4.0	(9.0)	(5.0)	3.9	(9.2)	(5.3)
Central activities	6	1.0	(11.8)	(10.8)	0.9	(13.6)	(12.7)
Charitable trusts	7	0.1	(1.0)	(0.9)	0.2	(1.1)	(0.9)
		82.9	(76.9)	6.0	79.4	(77.6)	1.8
FRC Conduct Committee	8	2.4	(5.2)	(2.8)	1.6	(3.4)	(1.8)
Other regulatory and professional associations	9	0.9	(3.1)	(2.2)	0.8	(2.9)	(2.1)
		3.3	(8.3)	(5.0)	2.4	(6.3)	(3.9)
Operating result	11	86.2	(85.2)	1.0	81.8	(83.9)	(2.1)
Investment income	12	1.7	-	1.7	1.3	-	1.3
Result before taxation		87.9	(85.2)	2.7	83.1	(83.9)	(0.8)
Taxation	13			(0.1)			(0.1)
Net result after taxation for the year				2.6			(0.9)

ICAEW income statement

for the year ended 31 December 2013

	Note	2013			2012		
		Income £m	Expenditure £m	Net £m	Income £m	Expenditure £m	Net £m
Subscriptions and fees		41.5	-	41.5	39.6	-	39.6
Learning and professional development	1	10.2	(14.8)	(4.6)	9.7	(14.0)	(4.3)
Professional standards	2	15.4	(14.2)	1.2	14.2	(13.7)	0.5
Commercial and shared services	3	9.7	(13.0)	(3.3)	9.9	(13.1)	(3.2)
Members	4	1.0	(13.1)	(12.1)	1.0	(12.9)	(11.9)
Technical strategy	5	4.0	(9.0)	(5.0)	3.9	(9.2)	(5.3)
Central activities	6	1.0	(11.2)	(10.2)	0.9	(13.1)	(12.2)
		82.8	(75.3)	7.5	79.2	(76.0)	3.2
FRC Conduct Committee	8	2.4	(5.2)	(2.8)	1.6	(3.4)	(1.8)
Other regulatory and professional associations	9	0.9	(3.1)	(2.2)	0.8	(2.9)	(2.1)
		3.3	(8.3)	(5.0)	2.4	(6.3)	(3.9)
Gift aid and library funding	10	-	(1.8)	(1.8)	-	(1.6)	(1.6)
Operating result	11	86.1	(85.4)	0.7	81.6	(83.9)	(2.3)
Investment income	12	1.5	-	1.5	1.1	-	1.1
Result before taxation		87.6	(85.4)	2.2	82.7	(83.9)	(1.2)
Taxation	13			-			-
Net result after taxation for the year				2.2			(1.2)

Group and ICAEW statements of comprehensive income

for the year ended 31 December 2013

	Note	Group		ICAEW	
		2013	2012	2013	2012
		£m	£m	£m	£m
Net result after taxation recognised in the income statement in the year		2.6	(0.9)	2.2	(1.2)
Items that may be reclassified subsequently to profit or loss:					
Gains on revaluation of available for sale investments	17	3.6	2.2	1.9	1.6
Deferred tax	18	(0.3)	(0.4)	(0.3)	(0.4)
Items that will not be reclassified subsequently to profit or loss:					
Gains/(losses) on revaluation of property, plant and equipment	14	1.1	(0.6)	1.1	(0.6)
Actuarial gains/(losses) recognised in the year	24	2.6	(4.8)	2.5	(4.6)
Deferred tax	18	(0.2)	0.1	(0.2)	0.1
Other comprehensive income/(expense) in the year		6.8	(3.5)	5.0	(3.9)
Total comprehensive income/(expense) in the year		9.4	(4.4)	7.2	(5.1)

Group statement of changes to reserves

for the year ended 31 December 2013

	Revaluation reserve £m	Investment revaluation reserve £m	Accumulated fund £m	Other reserves £m	Charitable trusts £m	Total £m
Reserves at 1 January 2012	5.9	1.3	14.0	4.5	10.1	35.8
Net result after taxation	-	-	(1.6)	0.6	0.1	(0.9)
Decrease in valuation of property, plant and equipment	(0.6)	-	-	-	-	(0.6)
Net change in market value of long-term investments over cost	-	1.6	-	-	0.6	2.2
Actuarial losses recognised in year on defined benefit pension scheme	-	-	(4.5)	(0.1)	(0.2)	(4.8)
Deferred tax attributable to above	0.1	(0.4)	-	-	-	(0.3)
Total other comprehensive (expense)/income in the year	(0.5)	1.2	(4.5)	(0.1)	0.4	(3.5)
Total comprehensive (expense)/income in the year	(0.5)	1.2	(6.1)	0.5	0.5	(4.4)
Reserves at 1 January 2013	5.4	2.5	7.9	5.0	10.6	31.4
Net result after taxation	-	-	2.1	0.2	0.3	2.6
Increase in valuation of property, plant and equipment	1.1	-	-	-	-	1.1
Net change in market value of long-term investments over cost	-	1.9	-	-	1.7	3.6
Actuarial gains recognised in year on defined benefit pension scheme	-	-	2.5	-	0.1	2.6
Deferred tax attributable to above	-	(0.3)	(0.2)	-	-	(0.5)
Total other comprehensive income in the year	1.1	1.6	2.3	-	1.8	6.8
Total comprehensive income in the year	1.1	1.6	4.4	0.2	2.1	9.4
Reserves at 31 December 2013	6.5	4.1	12.3	5.2	12.7	40.8

ICAEW statement of changes to reserves

for the year ended 31 December 2013

	Revaluation reserve	Investment revaluation reserve	Accumulated fund	Other reserves	Total
	£m	£m	£m	£m	£m
Reserves at 1 January 2012	5.9	1.3	13.6	4.5	25.3
Net result after taxation	-	-	(1.8)	0.6	(1.2)
Decrease in valuation of property, plant and equipment	(0.6)	-	-	-	(0.6)
Net change in market value of long-term investments over cost	-	1.6	-	-	1.6
Actuarial losses recognised in year on defined benefit pension scheme	-	-	(4.5)	(0.1)	(4.6)
Deferred tax attributable to above	0.1	(0.4)	-	-	(0.3)
Total other comprehensive (expense)/income in the year	(0.5)	1.2	(4.5)	(0.1)	(3.9)
Total comprehensive (expense)/income in the year	(0.5)	1.2	(6.3)	0.5	(5.1)
Reserves at 1 January 2013	5.4	2.5	7.3	5.0	20.2
Net result after taxation	-	-	2.0	0.2	2.2
Increase in valuation of property, plant and equipment	1.1	-	-	-	1.1
Net change in market value of long-term investments over cost	-	1.9	-	-	1.9
Actuarial gains recognised in year on defined benefit pension scheme	-	-	2.5	-	2.5
Deferred tax attributable to above	-	(0.3)	(0.2)	-	(0.5)
Total other comprehensive income in the year	1.1	1.6	2.3	-	5.0
Total comprehensive income in the year	1.1	1.6	4.3	0.2	7.2
Reserves at 31 December 2013	6.5	4.1	11.6	5.2	27.4

Group and ICAEW statements of financial position

as at 31 December 2013

	Note	2013 £m	2012 £m	Group 2011 £m	2013 £m	2012 £m	ICAEW 2011 £m
Assets							
Non-current assets							
Property, plant and equipment	14	18.6	18.8	19.2	18.6	18.8	19.2
Intangible assets	15	2.8	2.7	2.6	2.8	2.7	2.6
Investments in subsidiaries and associates	16	0.1	0.1	0.1	-	-	-
Financial assets: Available for sale investments	17	47.3	42.4	40.4	34.3	31.2	29.9
Pension asset	24	1.7	-	-	2.1	-	-
Deferred tax asset	18	-	0.2	0.2	-	0.2	0.2
		70.5	64.2	62.5	57.8	52.9	51.9
Current assets							
Inventories	19	0.7	0.8	0.8	0.7	0.8	0.8
Trade and other receivables	20	9.6	10.0	12.6	8.9	9.6	12.4
Cash and cash equivalents	21	4.7	3.9	5.7	4.3	3.4	5.1
		15.0	14.7	19.1	13.9	13.8	18.3
Total assets		85.5	78.9	81.6	71.7	66.7	70.2
Liabilities							
Current liabilities							
Trade and other payables	22	(34.8)	(32.8)	(29.9)	(34.5)	(32.5)	(29.6)
Current tax liabilities		(0.1)	(0.1)	(0.1)	(0.1)	(0.1)	(0.1)
FRC Conduct Committee provision	23	(5.0)	(5.3)	(4.4)	(5.0)	(5.3)	(4.4)
		(39.9)	(38.2)	(34.4)	(39.6)	(37.9)	(34.1)
Non-current liabilities							
Grants payable after more than one year		(0.1)	-	-	-	-	-
Pension liabilities	24	-	(5.6)	(6.6)	-	(4.9)	(6.0)
FRC Conduct Committee provision	23	(3.5)	(2.8)	(4.2)	(3.5)	(2.8)	(4.2)
Deferred tax liability	18	(1.2)	(0.9)	(0.6)	(1.2)	(0.9)	(0.6)
		(4.8)	(9.3)	(11.4)	(4.7)	(8.6)	(10.8)
Total liabilities		(44.7)	(47.5)	(45.8)	(44.3)	(46.5)	(44.9)
Total net assets		40.8	31.4	35.8	27.4	20.2	25.3
Reserves							
Revaluation reserve		6.5	5.4	5.9	6.5	5.4	5.9
Investment revaluation reserve		4.1	2.5	1.3	4.1	2.5	1.3
Accumulated fund		12.3	7.9	14.0	11.6	7.3	13.6
Other reserves		5.2	5.0	4.5	5.2	5.0	4.5
Charitable trust funds		12.7	10.6	10.1	-	-	-
		40.8	31.4	35.8	27.4	20.2	25.3

Approved on behalf of the council 18 March 2014



Martyn Jones
President



Michael Izza
Chief Executive

Group and ICAEW statements of cash flows

for the year ended 31 December 2013

		Group	ICAEW
	Note	2013 £m	2012 £m
		2013 £m	2012 £m
Cash flows from operating activities ¹			
Result before taxation		2.7	(0.8)
Adjustments for:			
Depreciation and amortisation		3.1	3.1
Investment income	12	(1.7)	(1.3)
Non-cash movement in provisions		5.8	3.6
Cash flows from operating activities before movements in working capital		9.9	4.6
Movements in working capital			
Decrease in inventories		0.1	-
Decrease in trade and other receivables		0.4	2.5
Increase in trade and other payables		2.1	3.4
Cash generated from operating activities after movements in working capital		12.5	10.5
Cash flows on provisions			
Tax paid		(0.1)	(0.1)
Cash outflow on pension liabilities		(4.8)	(6.0)
Cash outflow on FRC Conduct Committee provision		(5.3)	(4.0)
Net cash generated from operating activities		2.3	0.4
Cash flows from investing activities			
Purchase of property, plant and equipment		(0.8)	(2.5)
Purchase of intangible assets		(1.2)	(1.3)
Purchase of available for sale investments		(28.3)	(19.0)
Disposal of available for sale investments		27.6	19.3
Investment income received		1.2	1.3
Net cash outflow from investing activities		(1.5)	(2.2)
Net increase/(decrease) in cash and cash equivalents in the year		0.8	(1.8)
Net cash and cash equivalents at 1 January		3.9	5.7
Net cash and cash equivalents at 31 December	21	4.7	3.9

¹ Fines and cost recoveries from disciplinary cases including the FRC Conduct Committee are included within operational cash flows and included in the result before taxation above. Amounts levied on firms as contributions towards FRC Conduct Committee costs are similarly included in operational income. Payments to the FRC Conduct Committee from amounts previously provided are included separately in the cash movement on provisions above.

Accounting policies

I Basis of preparation

ICAEW is a body incorporated by Royal Charter. The financial statements have been prepared in accordance with IFRS as adopted by the EU, and under the historical cost convention as modified by the revaluation of properties and available for sale investments. Consolidated financial statements have been prepared which comprise ICAEW and all its subsidiary undertakings.

Subsidiaries are all entities over which ICAEW has the power to control the financial and operating policies. All subsidiaries have a reporting date of 31 December. All transactions and balances between group entities are eliminated on consolidation.

Investments in associates are accounted for using the equity method. ICAEW's interest in the net assets of associates is included in investment in associates in the consolidated statement of financial position, and its interest in their results, in the income statement below the operating result. Associates are those entities over which ICAEW has significant influence to participate in, but not control over, the financial and operating policies of the companies.

ICAEW has adopted all relevant standards effective for accounting periods beginning on or after 1 January 2013. The first-time application of these standards has not resulted in any prior period adjustments of cash flows, net income or statement of financial position line items.

At the date of authorisation of these financial statements, the following standards and interpretations were in issue, but not yet effective:

Standard or interpretation (red = not yet EU adopted)	Effective from years commencing:
IFRS 10 – Consolidated Financial Statements	1 January 2014
IFRS 11 – Joint Arrangements	1 January 2014
IFRS 12 – Disclosure of Interests in Other Entities	1 January 2014
IAS 27 (revised) – Separate Financial Statements	1 January 2014
IAS 28 (revised) – Investments in Associates and Joint Ventures	1 January 2014
IAS 32 – Financial instruments: Presentation	1 January 2014
IAS 36 – Impairment of Assets	1 January 2014
Annual Improvements 2010–2012 Cycle	1 July 2014
Annual Improvements 2011–2013 Cycle	1 July 2014

II Critical accounting judgements and key sources of estimation

To be able to prepare financial statements according to generally accepted accounting principles, the board must make estimates and assumptions that affect the recorded asset and liability items as well as other information, such as that provided on FRC Conduct Committee provisions

and pensions (notes 23-24) as well as operational matters. These estimates are based on historical experience and various other assumptions that the board believes are reasonable under the circumstances. The results of these form the basis for making judgements about the carrying values of assets and liabilities that are not readily apparent from other sources. Actual results may differ from these estimates under different assumptions or conditions. Further details in relation to specific areas are included in the accounting policies below, or in the notes to the financial statements.

The defined benefit pension scheme rules and funding arrangements were reviewed and with supporting legal advice, ICAEW considers that it has an unconditional right to a refund assuming the gradual settlement of the scheme liabilities over time until all members have left the scheme. Accordingly any surplus arising on valuation is recognised as a scheme asset.

III Income

Income from fees and subscriptions is recognised in the accounting period to which the services covered by those subscriptions relate, and is stated net of VAT where applicable. Fees and subscriptions received in advance are included within trade and other payables. Income as presented in the income statements is revenue as defined under IAS 18 Revenue.

Income associated with professional conduct (disciplinary fines) is recognised on receipt. Income in association with FRC Conduct Committee cases is recognised when receivable ie, when the tribunal judgement has been made and the decision is final. Other income, including licence fees, exam fees and income from consulting services is recognised in the period in which the services are provided.

IV Professional Conduct and FRC Conduct Committee

Provision is made for the estimated future external costs of disciplinary cases relating to events which occurred before the year end. Case costs are forecast on the basis of the available information on actual or prospective cases. However, the accuracy of the forecast will depend on assumptions made about the progress of cases and is subject to a significant degree of judgement. In setting the provision, no account is taken of any potential fines or cost recoveries potentially due to ICAEW from tribunals not yet completed.

V Property, plant and equipment, and depreciation

Freehold properties

Freehold properties are considered to be level 2 assets as defined by IFRS 13 – Fair Value Measurement and are revalued annually at open market value by independent, professionally qualified valuers. They are included in the statements of financial position at their revalued amounts derived from observable market data of comparative buildings in a similar location. The valuation was carried out using a market approach which reflected observed prices for recent market transactions. Surpluses on revaluations are transferred to the revaluation reserve. Deficits on revaluations are charged against the revaluation reserve to the extent that there are available surpluses relating to the same asset and are otherwise charged to the income statement.

Certain major items of fixed plant and equipment are identified separately and are depreciated over their individual estimated useful economic lives.

Depreciation is not charged on freehold land. Depreciation is charged on the revalued amount of freehold buildings at 2% per year.

Leasehold improvements

Improvements to leasehold properties are capitalised at cost and are depreciated on a straight line basis over the shorter of their estimated useful economic lives and the remaining lease term.

Historic collections

ICAEW's collections of silver, rare books, period furniture, pictures and sculptures are considered to be level 2 assets as defined by IFRS 13 – Fair Value Measurement and are revalued annually by independent, professionally qualified valuers. They are stated at estimated open market values derived from observable market data. In view of the nature of these assets, the estimated residual value is equal to the carrying amount and no depreciation is provided. Surpluses on revaluation, including surpluses arising from donations of items to the collections, are transferred to the revaluation reserve. Deficits on revaluation are charged against the revaluation reserve to the extent that there are available surpluses relating to the same asset and are otherwise charged to the income statement.

Other plant and equipment

Other plant and equipment is capitalised at cost. Depreciation is charged on a straight line basis over the estimated useful economic lives of the assets ranging from two to ten years.

The impairment of property, plant and equipment is considered annually or whenever events or changes in circumstances indicate that the carrying amount may not be recoverable, and provisions are made where necessary.

VI Intangible assets

Intangible assets comprise computer software and are stated at cost. Amortisation is charged on a straight line basis over the estimated useful economic life of the software (from two to five years). The impairment of intangible assets is considered whenever events or changes in circumstances indicate that the carrying amount may not be recoverable, and provisions are made where necessary.

VII Investments

Interest-bearing investments, equities and unit trusts held for the purposes of generating long-term investment income are considered to be level 1 assets as defined by IFRS 13 – Fair Value Measurement and are treated as non-current available for sale investments. They are included at mid-price market value at the year-end date. Gains and losses on re-measurement are taken to the investment revaluation reserve initially and are recognised in the statement of comprehensive income. On disposal, the cumulative gain or loss previously recognised in reserves is reclassified to profit or loss.

At each year-end date, an assessment is made as to whether there is objective evidence that an available for sale equity instrument is impaired. A significant or prolonged decline in the fair value of the security below its cost is considered in determining whether the asset is impaired. Judgement is used in determining what a significant or prolonged decline is. Impairment charges are recognised in the income statement.

VIII Cash and cash equivalents

Cash and cash equivalents comprise cash in hand, balances with banks and investments in money market instruments representing short-term, highly liquid investments that are readily convertible to known amounts of cash, which are subject to an insignificant risk of changes in value.

IX Inventories

Inventories are stated at the lower of cost, using the first in first out basis, and net realisable value. Using information available at the year-end date, ICAEW makes judgements based on experience on the level of provision required to account for potential unsaleable inventories.

X Trade and other receivables

Trade and other receivables are stated at cost less allowances made for doubtful receivables after initial recognition, which approximates fair value. Using information available at the year-end date, provision against trade receivables is made when there is objective evidence that ICAEW will not be able to collect all amounts due to it in accordance with the original terms of those receivables. The amount of the write-down is determined as the difference between the carrying amount and the present value of estimated future cash flows discounted at the original effective interest rate.

XI Leases

Costs of operating leases are charged to the income statement on a straight line basis over the period of the relevant agreement. For property leases, where a rent-free period is agreed, this is spread over the life of the lease.

XII Grants

Revenue grants receivable are recognised in the relevant period to match with the related costs which they are intended to compensate.

XIII Pensions

Defined benefit scheme

Retirement benefits are accounted for under IAS 19 – Employee Benefits (revised). This standard was adopted early during 2012. Scheme assets are measured at fair value. Scheme liabilities are measured by qualified actuaries on an actuarial basis using the projected unit credit method, and are discounted at appropriate high-quality corporate bond rates that have terms to maturity which approximate to the terms of the related liability. Past service cost is recognised as an expense on a straight line basis over the average period until benefits become vested. Net interest on the net deficit/surplus is recognised in the income statement. Actuarial gains and losses are recognised in full in the statement of comprehensive income as they arise.

The scheme closed to future accrual on 30 June 2010. The quantification of the pension valuation is based on actuarial assumptions made by the board, in conjunction with the scheme's actuary, relating to discount rate, expected return on the plan's assets, inflation and future price increases. These assumptions, the details of which for the current financial year are included in note 24, are reviewed in the context of the economic climate.

- The discount rate is determined with reference to the market rate of over 15 year AA rated bonds at the year-end date, allowing for the anticipated maturity of the scheme's projected benefit cash flow profile.
- The discount rate is used for calculating the expected returns on both the assets and the liabilities of the scheme.
- The assumption for long-term inflation is based on market expectation of long-term future inflation at the year end, as measured by the difference between yields on fixed interest and index-linked government bonds.
- The assumptions relating to the mortality of current and future pensioners are based on bespoke data using up-to-date pooled experience from occupational pension schemes and taking into account the characteristics of each individual member that are known to affect life expectancy. Allowance is made for future mortality improvements in line with the projection model issued

by the Institute and Faculty of Actuaries. Improvements are assumed to have peaked and decline at older ages. This is consistent with the assumption used in the most recent actuarial valuation.

Because of changing market and economic conditions, the expenses and liabilities actually arising under the scheme in the future may differ materially from the estimates made on the basis of these actuarial assumptions. The effects of any change to these assumptions are accounted for in the next financial year as other comprehensive income. The calculation of any charge relating to retirement benefits is clearly dependent on the assumptions used, which reflects the exercise of judgement.

Defined contribution schemes

Contributions under defined contribution schemes are charged to the income statement as they become due and payable.

XIV Taxation

Current tax

Current tax is the tax currently payable based on taxable profit for the year and is recognised as a component of tax expense in the income statement.

Deferred tax

Deferred tax is recognised on all taxable temporary differences. However, deferred tax is not provided on initial recognition of an asset or liability unless the related transaction affects tax or accounting profit. In addition, a deferred tax asset is recognised for all deductible temporary differences to the extent that it is probable that taxable profit will be available against which the deductible temporary difference can be used. Deferred tax assets and liabilities are measured at the tax rates that are expected to apply to the period when the asset is realised or the liability is settled based on tax rates and laws that have been enacted, or substantively enacted by the end of the reporting period. Measurement is also based on the tax consequences of recovering or settling the carrying amount of assets and liabilities. Changes in deferred tax assets or liabilities are recognised as a component of tax expense in the income statement, except where they relate to items that are recognised in other comprehensive income, in which case the related deferred tax is also recognised in other comprehensive income.

XV Financial risk management

Senior management directly controls day-to-day policies and operations. Financial risk management issues are covered by ICAEW's risk management process as set out in the financial review section. Board and council members are regularly updated on any significant issues relating to financial risk management. Financial risks to which ICAEW is exposed are summarised below.

Currency risk

The majority of ICAEW's transactions are carried out in sterling. In addition, ICAEW holds accounts in US dollars and euros. To the extent possible, ICAEW uses the income received from services provided in these currencies to hedge any exposures on payments made. In other cases forward purchases are used where possible to hedge against currency movements on known foreign exchange requirements.

Credit risk

Working capital and longer term funds are held in interest-bearing investments and in listed equity securities for investment purposes through independent custodians.

The credit risk for cash and cash equivalents is monitored regularly. In the current economic climate, extra attention has been given to the agreed limited list of counterparties, which are all reputable banks with a high-quality external

credit rating of at least AA- or which have been judged to have systemic importance.

In respect of trade and other receivables, ICAEW is not exposed to any significant credit risk to any single counterparty or group of counterparties. The majority of ICAEW's counterparties are members or member firms which are not considered to be a credit risk to ICAEW. ICAEW continuously monitors defaults of counterparties and incorporates this information into its credit risk controls relating to non-member customers.

The maximum exposure to credit risk at the year-end date is represented by the carrying value of financial instruments and management considers that all the financial assets not impaired or past due are of good credit quality.

Liquidity and interest rate risk

ICAEW policy is to maintain a strong statement of financial position with cash or cash equivalent balances and therefore it does not have significant exposure to liquidity risk. ICAEW manages its liquidity risk by monitoring its net cash and cash equivalent flows. Liquidity needs are monitored on a day-to-day and monthly basis for short-term needs. Excess funds are invested as appropriate, depending on the forecast working capital cash flow needs, on short-term interest-bearing accounts or certificates of deposit. As a result of its holding of certificates of deposit with financial institutions, ICAEW does have exposure to interest rate fluctuations. These investments are invested by our agents in high-quality, liquid deposits, with a range of counterparties in such a way as to avoid an excessive concentration of our investment with any specific counterparty, and are monitored on a regular basis.

Going concern

The financial statements have been prepared on a going concern basis; the conclusions of council's going concern review are set out in the financial review section.

XVI Reserves

Reserves are set at a level equivalent to between three and six months of expenditure through the income statement and for cash and investment balances to be at least sufficient to cover between three and six months of annual budgeted/forecast gross cash expenditure.

Reserves comprise the following:

Revaluation reserve

Represents the excess of the open market valuation over the depreciated historical cost of ICAEW's historic collections and properties, net of deferred tax.

Investment revaluation reserve

Represents unrealised gains and losses arising from the revaluation of available for sale investments over their historical cost.

Accumulated fund and other reserves

Represents the retained result of ICAEW and ICAEW group activities and comprises the accumulated fund, faculties, Chartered Accountants' Compensation Scheme and charitable trust reserve funds. In calculating the result to be taken to these reserves, account has been taken of a share of central activities costs and other indirect costs and an allocation of investment income where appropriate.

Notes to the financial statements

for the year ended 31 December 2013

1 Learning and professional development

	Group and ICAEW			Group and ICAEW		
	2013 Income £m	2013 Expenditure £m	2013 Net £m	2012 Income £m	2012 Expenditure £m	2012 Net £m
Qualifications	10.2	(9.4)	0.8	9.7	(8.9)	0.8
Business development	-	(4.6)	(4.6)	-	(4.3)	(4.3)
Executive, policy and strategy	-	(0.8)	(0.8)	-	(0.8)	(0.8)
	10.2	(14.8)	(4.6)	9.7	(14.0)	(4.3)

2 Professional standards

	Group and ICAEW			Group and ICAEW		
	2013 Income £m	2013 Expenditure £m	2013 Net £m	2012 Income £m	2012 Expenditure £m	2012 Net £m
Disciplinary	0.8	(2.7)	(1.9)	0.7	(3.0)	(2.3)
Authorisation of investment business	1.8	(1.6)	0.2	1.8	(1.6)	0.2
Practice regulation and assurance	11.7	(8.9)	2.8	11.1	(8.5)	2.6
Capacity building	1.1	(1.0)	0.1	0.6	(0.6)	-
	15.4	(14.2)	1.2	14.2	(13.7)	0.5

3 Commercial and shared services

	Group and ICAEW			Group and ICAEW		
	2013 Income £m	2013 Expenditure £m	2013 Net £m	2012 Income £m	2012 Expenditure £m	2012 Net £m
Commercial	9.5	(8.3)	1.2	8.9	(8.1)	0.8
Shared services	0.2	(4.7)	(4.5)	1.0	(5.0)	(4.0)
	9.7	(13.0)	(3.3)	9.9	(13.1)	(3.2)

During 2013, a restructure was carried out within the department, with a re-alignment of income streams within commercial and shared services.

4 Members

	Group and ICAEW			Group and ICAEW		
	2013 Income £m	2013 Expenditure £m	2013 Net £m	2012 Income £m	2012 Expenditure £m	2012 Net £m
Members – special interest groups	0.7	(0.6)	0.1	0.6	(0.7)	(0.1)
Member services	0.1	(3.2)	(3.1)	0.1	(3.1)	(3.0)
UK regions	-	(4.7)	(4.7)	-	(4.7)	(4.7)
International regions	0.2	(4.6)	(4.4)	0.3	(4.4)	(4.1)
	1.0	(13.1)	(12.1)	1.0	(12.9)	(11.9)

5 Technical strategy

	Group and ICAEW			Group and ICAEW		
	2013 Income £m	2013 Expenditure £m	2013 Net £m	2012 Income £m	2012 Expenditure £m	2012 Net £m
ICAEW-funded faculty activities	-	(2.8)	(2.8)	-	(2.8)	(2.8)
Technical departments	-	(1.2)	(1.2)	0.2	(2.1)	(1.9)
Audit and Assurance Faculty	1.0	(0.7)	0.3	0.9	(0.6)	0.3
Corporate Finance Faculty	0.5	(0.5)	-	0.5	(0.5)	-
Finance and Management Faculty	0.6	(0.6)	-	0.6	(0.4)	0.2
Financial Reporting Faculty	0.3	(0.4)	(0.1)	0.3	(0.4)	(0.1)
Financial Services Faculty	0.4	(0.4)	-	0.3	(0.4)	(0.1)
Information Technology Faculty	0.4	(0.4)	-	0.3	(0.4)	(0.1)
Tax Faculty	0.8	(0.7)	0.1	0.8	(0.6)	0.2
Administration	-	(1.3)	(1.3)	-	(1.0)	(1.0)
	4.0	(9.0)	(5.0)	3.9	(9.2)	(5.3)

6 Central activities

	Group			Group		
	2013 Income £m	2013 Expenditure £m	2013 Net £m	2012 Income £m	2012 Expenditure £m	2012 Net £m
Infrastructure	-	(10.6)	(10.6)	-	(10.0)	(10.0)
Marketing and communications	1.0	(8.8)	(7.8)	0.9	(9.8)	(8.9)
Finance and administration	-	(6.5)	(6.5)	-	(7.9)	(7.9)
	1.0	(25.9)	(24.9)	0.9	(27.7)	(26.8)
Less: allocated to other activities or recovered from outside bodies (including notional rent of £1.3m (2012: £1.2m))	-	14.1	14.1	-	14.1	14.1
	1.0	(11.8)	(10.8)	0.9	(13.6)	(12.7)

	ICAEW			ICAEW		
	2013 Income £m	2013 Expenditure £m	2013 Net £m	2012 Income £m	2012 Expenditure £m	2012 Net £m
Infrastructure	-	(10.6)	(10.6)	-	(10.0)	(10.0)
Marketing and communications	1.0	(8.8)	(7.8)	0.9	(9.8)	(8.9)
Finance and administration	-	(6.5)	(6.5)	-	(7.9)	(7.9)
	1.0	(25.9)	(24.9)	0.9	(27.7)	(26.8)
Less: allocated to other activities or recovered from outside bodies (including notional rent of £1.3m (2012: £1.2m))	-	14.7	14.7	-	14.6	14.6
	1.0	(11.2)	(10.2)	0.9	(13.1)	(12.2)

7 Charitable trusts

	Group			Group		
	2013 Income £m	2013 Expenditure £m	2013 Net £m	2012 Income £m	2012 Expenditure £m	2012 Net £m
External research grants	-	(0.1)	(0.1)	-	(0.1)	(0.1)
Library income and expenditure	-	(0.9)	(0.9)	-	(1.0)	(1.0)
Other income and expenditure	0.1	-	0.1	0.2	-	0.2
	0.1	(1.0)	(0.9)	0.2	(1.1)	(0.9)

8 FRC Conduct Committee

	Group and ICAEW			Group and ICAEW		
	2013 Income £m	2013 Expenditure £m	2013 Net £m	2012 Income £m	2012 Expenditure £m	2012 Net £m
Fines	0.8	-	0.8	-	-	-
Other income	1.6	-	1.6	1.6	-	1.6
Cost recoveries	-	0.5	0.5	-	0.1	0.1
Costs	-	(5.7)	(5.7)	-	(3.5)	(3.5)
	2.4	(5.2)	(2.8)	1.6	(3.4)	(1.8)

Total ICAEW cash receipts from fines and cost recoveries were £1.3m (2012: £0.1m). Other income relates to a direct levy on regulated firms.

9 Other regulatory and professional associations

	Group and ICAEW			Group and ICAEW		
	2013 Income £m	2013 Expenditure £m	2013 Net £m	2012 Income £m	2012 Expenditure £m	2012 Net £m
Financial Reporting Council	0.9	(1.8)	(0.9)	0.8	(1.8)	(1.0)
Consultative Committee of Accountancy Bodies	-	(0.5)	(0.5)	-	(0.5)	(0.5)
International Federation of Accountants	-	(0.7)	(0.7)	-	(0.6)	(0.6)
Other	-	(0.1)	(0.1)	-	-	-
	0.9	(3.1)	(2.2)	0.8	(2.9)	(2.1)

Income relates to a direct levy on regulated firms.

10 Gift aid and library funding

ICAEW made payments of £1.8m (2012: £1.6m) in the year under gift aid to the Chartered Accountants' Trust for Education and Research (CATER), which funds the ICAEW library and education in the field of accountancy and related subjects.

11 Operating result

The group and ICAEW operating result is stated after charging:

	2013	Group 2012	2013	ICAEW 2012 restated
	£m	£m	£m	£m
Staff costs	38.8	38.3	36.3	36.3
Depreciation on owned property, plant and equipment	2.0	2.0	2.0	2.0
Amortisation of intangible assets	1.1	1.1	1.1	1.1
Cost of inventories recognised as an expense	1.1	0.8	1.1	0.8
Amounts payable under operating leases:				
Plant and machinery	0.1	0.1	0.1	0.1
Other	0.9	0.8	0.7	0.6
Fees payable to ICAEW's auditor for the audit of the financial statements	0.1	0.1	0.1	0.1

The group and ICAEW operating results include reimbursement of members' expenses on ICAEW activities and payments on a normal commercial basis to members and member firms for services, particularly in connection with lecturing and writing. In 2013 these payments in aggregate amounted to £1.6m (2012: £1.8m). Of this, £36,000 (2012: £64,000) was paid for services to member firms which have a partner or employee who is a member of the council. The amounts paid to individual council members for services was £6,000 (2012: £8,000) in total.

Fees payable to ICAEW's auditor for consultancy work were £18,000 (2012: £18,000). Fees were also payable to the auditor for the audit of the Staff Pensions Fund of £6,350 (2012: £6,200). Fees payable to associates of ICAEW's auditor for the local audits of the international subsidiaries were £30,000 (2012: £27,000).

ICAEW 2012 staff costs have been restated to better reflect the split of staff between the UK and our overseas companies as set out in note 27.

12 Net investment income

	Group		ICAEW	
	2013 £m	2012 £m	2013 £m	2012 £m
Interest receivable from investment deposits	0.3	0.4	0.1	0.2
Returns on multi-asset portfolio	0.8	0.8	0.8	0.8
Realised gains from equities	0.6	0.1	0.6	0.1
	1.7	1.3	1.5	1.1

13 Taxation

	Group		ICAEW	
	2013 £m	2012 £m	2013 £m	2012 £m
Current tax – current period tax charge on operating result	0.1	0.1	-	-

ICAEW is chargeable to corporation tax on investment income and gains and on net surpluses arising from certain services to the extent that they relate to transactions with non-members. The liability has been reduced by payments made under gift aid to CATER. The charitable trusts fall outside the scope of corporation tax and accordingly there is no liability for their activities. The subsidiary companies pay local tax based on their country of operation and this has been included in the current tax calculations. The ICAEW net corporation tax charge for the year was £nil (2012: £nil).

Factors affecting the tax charge for the year:

	Group		ICAEW	
	2013 £m	2012 £m	2013 £m	2012 £m
Net result before taxation	2.7	(0.8)	2.2	(1.2)
Add back: result on transactions with members	(3.1)	0.4	(2.0)	1.2
Net result before taxation on transactions with non-members	(0.4)	(0.4)	0.2	-
Net result above at the standard rate of corporation tax in the UK of 23.25%/24.5%	(0.1)	(0.1)	-	-
Effects of:				
Items not chargeable/deductible for tax purposes	0.4	0.4	0.4	0.4
Unutilised tax losses	(0.4)	(0.4)	(0.4)	(0.4)
	(0.1)	(0.1)	-	-

ICAEW anticipates that tax charges in future years may be affected by continued donations under gift aid to CATER.

14 Property, plant and equipment

The freehold property, Chartered Accountants' Hall, London, was revalued by CB Richard Ellis Ltd, independent chartered surveyors, at 31 December 2013 at open market value, in accordance with the appraisal and valuation manual of the Royal Institution of Chartered Surveyors.

The historical cost of ICAEW's silver collection and antiques represents only the cost of items bought by ICAEW. The valuations of these collections also include substantial donations and bequests. ICAEW's historic collections were revalued at open market value at 31 December 2013 by William Walter Antiques Limited (the Benney silver collection and other silver), John Drury Rare Books (rare books) and Ritchie Associates (period furniture, pictures and sculptures).

The revaluations during the year ended 31 December 2013 resulted in a valuation increase of £1.1m (2012: reduction of £0.6m). Depreciation is provided on the plant and equipment elements within the freehold property. At 31 December 2013 there were no contracts for capital expenditure not provided for in these financial statements (2012: £nil).

There is a charge over Chartered Accountants' Hall in favour of the trustee of ICAEW's defined benefit pension scheme (see note 24).

	Group and ICAEW				
	Freehold property	Short leasehold property	Silver collection and antiques	Furniture, computer hardware and equipment	Total
	£m	£m	£m	£m	£m
Cost or valuation					
At 1 January 2011	10.0	2.4	4.3	8.5	25.2
Additions	0.1	-	-	1.4	1.5
Disposals at cost or valuation	-	-	-	(0.4)	(0.4)
Surplus on revaluation	0.5	-	-	-	0.5
At 1 January 2012	10.6	2.4	4.3	9.5	26.8
Additions	1.1	0.4	-	0.8	2.3
Disposals at cost or valuation	-	-	-	(0.9)	(0.9)
Deficit on revaluation	(0.6)	-	(0.1)	-	(0.7)
At 1 January 2013	11.1	2.8	4.2	9.4	27.5
Additions	0.1	-	-	0.8	0.9
Disposals at cost or valuation	(0.1)	-	-	(0.2)	(0.3)
Surplus/(deficit) on revaluation	1.1	-	(0.1)	-	1.0
At 31 December 2013	12.2	2.8	4.1	10.0	29.1
Accumulated depreciation					
At 1 January 2011	1.1	0.5	-	4.6	6.2
Depreciation for the year	0.5	0.2	-	1.2	1.9
Depreciation on disposals	-	-	-	(0.4)	(0.4)
Adjustment on revaluation	(0.1)	-	-	-	(0.1)
At 1 January 2012	1.5	0.7	-	5.4	7.6
Depreciation for the year	0.6	0.2	-	1.2	2.0
Depreciation on disposals	-	-	-	(0.8)	(0.8)
Adjustment on revaluation	(0.1)	-	-	-	(0.1)
At 1 January 2013	2.0	0.9	-	5.8	8.7
Depreciation for the year	0.6	0.2	-	1.2	2.0
Depreciation on disposals	-	-	-	(0.1)	(0.1)
Adjustment on revaluation	(0.1)	-	-	-	(0.1)
At 31 December 2013	2.5	1.1	-	6.9	10.5
Carrying amount					
At 31 December 2011	9.1	1.7	4.3	4.1	19.2
At 31 December 2012	9.1	1.9	4.2	3.6	18.8
At 31 December 2013	9.7	1.7	4.1	3.1	18.6

14 Property, plant and equipment (continued)

	Group and ICAEW			
	Freehold property	Short leasehold property	Silver collection and antiques	Furniture, computer hardware and equipment
	£m	£m	£m	£m
On an historical cost basis the comparable amounts of property, plant and equipment are:				
Cost	13.3	2.8	0.2	10.0
Accumulated depreciation	6.6	1.1	-	6.9
Net historical cost at 31 December 2013	6.7	1.7	0.2	3.1
Net historical cost at 31 December 2012	7.3	1.9	0.2	3.5
Net historical cost at 31 December 2011	6.8	1.7	0.2	4.0

15 Intangible assets

	Group and ICAEW		
	2013	2012	2011
	£m	£m	£m
Cost			
At 1 January	9.4	8.2	7.2
Additions at cost	1.3	1.2	1.0
Disposals at cost	(0.4)	-	-
At 31 December	10.3	9.4	8.2
Accumulated amortisation			
At 1 January	6.7	5.6	4.5
Amortisation for the year	1.1	1.1	1.1
Amortisation on disposals	(0.3)	-	-
At 31 December	7.5	6.7	5.6
Carrying amount at 31 December	2.8	2.7	2.6

Amortisation charges are allocated to departments on the basis of use of ICAEW's systems through the overhead allocation.

16 Investments in subsidiaries and associates

The following entities, all registered in England, have been treated as subsidiaries on the basis that ICAEW, through its nominating committee, controls the appointment of trustee directors:

	Activity
ICAEW Foundation	Makes charitable donations of particular interest to ICAEW
PD Leake Trust	Provides grants for accountancy research, conferences and publications
Chartered Accountants' Permanent Education Trust	Provides examination prizes
Chartered Accountants' Trust for Education and Research	Owns and operates the ICAEW library. Provides grants for accounting research, conferences and publications
Chartered Accountants' Library Limited	Trading subsidiary of Chartered Accountants' Trust for Education and Research
Chartered Accountants' Charitable Investment Pool	Common investment fund managing the investments of the other charitable trusts

There is an agreement between the above trusts and ICAEW to provide administrative services to the trusts. The total value of the transactions amounted to £0.6m (2012: £0.5m). At the year end, the trusts owed ICAEW £0.1m (2012: £0.1m).

16 Investments in subsidiaries and associates (continued)

The following entities, all registered in England, have been treated as subsidiaries on the basis that ICAEW holds all the shares in each entity:

	Shareholding	2013 cost £m	2012 cost £m	2011 cost £m	Activity
ICAEW Malaysia Limited	100%	-	-	-	Representative office for ICAEW in Malaysia
ICAEW China Limited	100%	-	-	-	Representative office for ICAEW in China
ICAEW Middle East Limited	100%	-	-	-	Representative office for ICAEW in the Middle East
ICAEW SEA Limited	100%	-	-	-	Representative office for ICAEW in South East Asia
ICAEW Europe Limited	100%	-	-	-	Representative office for ICAEW in Europe
ICAEW Ltd	100%	-	-	-	Holding company for the above companies
Dormant companies	100%	-	-	-	Dormant

The above companies provide marketing services for ICAEW. The value of these services during 2013 was £3.9m (2012: £3.4m). At the year end £0.1m (2012: £0.1m) was owed to ICAEW.

The following related companies, all with their principal place of business in the UK, have been treated as associates. In each case, and notwithstanding the majority ownership of CCAB Limited and the Chartered Accountants' Compensation Scheme Limited, ICAEW has significant influence to participate in, but not govern, the financial and operating policies of the companies.

	Shareholding (ordinary shares)	2013 cost £m	2012 cost £m	2011 cost £m	Activity
The Joint Insolvency Examination Board (a company limited by guarantee)	-	-	-	-	Conducts examinations in insolvency practice to meet the education requirements of the Insolvency Act 1986. ICAEW is one of seven subscribers, each of whom has guaranteed £1 in the event of the company being wound up.
Fraud Advisory Panel (a company limited by guarantee)	-	-	-	-	Registered charity which carries out research into, and education in, all aspects of fraud prevention, detection, prosecution and deterrence. ICAEW has the right to appoint up to one third of the directors of the company.
CCAB Limited	60.5%	-	-	-	CCAB Limited undertakes activities of mutual interest to five major accountancy bodies in the British Isles. ICAEW is the majority shareholder. It does not have the majority of voting shares on the board and therefore does not control the company.
Chartered Accountants' Compensation Scheme Limited	80.0%	-	-	-	Evaluates and administers claims for compensation arising from the obligations of ICAEW, the Institute of Chartered Accountants of Scotland and the Institute of Chartered Accountants in Ireland as recognised professional bodies under the Financial Services Act 1986 and as designated professional bodies under the Financial Services and Markets Act 2000. The company is not treated as a subsidiary as a result of the rights of the other shareholders to nominate directors such that no party has a majority of the board.

The companies all operate on a not-for-profit basis. There is a full list of subsidiaries and associates at icaew.com/review

Financial information relating to the associates is summarised below:

	The Joint Insolvency Examination Board	Fraud Advisory Panel	CCAB Limited	Chartered Accountants' Compensation Scheme Limited	Total 2013 £m	Total 2012 £m	Total 2011 £m
Assets	0.3	0.2	0.1	0.2	0.8	1.6	1.6
Liabilities	(0.1)	(0.1)	(0.1)	(0.2)	(0.5)	(1.3)	(1.4)
Net assets	0.2	0.1	-	-	0.3	0.3	0.2
Revenue	0.1	0.1	5.0	0.1	5.3	5.2	5.7
Net result	-	-	-	-	-	-	-
Balances due from associates as at 31 December	-	-	-	0.2	0.2	0.1	0.1
Balances due to associates as at 31 December	-	-	(0.1)	-	(0.1)	(0.1)	(0.5)
Group share of net assets as at 31 December	-	0.1	-	-	0.1	0.1	0.1

17 Financial assets: available for sale investments

Group

	Interest-bearing investments 2013 £m	Equities and unit trusts 2013 £m	Total 2013 £m	Interest-bearing investments 2012 £m	Equities and unit trusts 2012 £m	Total 2012 £m	Interest-bearing investments 2011 £m	Equities and unit trusts 2011 £m	Total 2011 £m
Fair value									
At 1 January	7.9	34.5	42.4	8.0	32.4	40.4	8.2	33.8	42.0
Additions	21.1	7.2	28.3	16.8	2.2	19.0	14.5	9.3	23.8
Disposals	(21.0)	(6.6)	(27.6)	(16.9)	(2.4)	(19.3)	(14.7)	(8.6)	(23.3)
Reclassification adjustment – gains on disposal	-	0.6	0.6	-	0.1	0.1	-	0.4	0.4
Change in market value of investments:									
Recognised as other comprehensive income/(expense)	-	3.6	3.6	-	2.2	2.2	-	(2.5)	(2.5)
At 31 December	8.0	39.3	47.3	7.9	34.5	42.4	8.0	32.4	40.4
On an historical cost basis the comparable amounts of investments are:									
At 31 December	8.1	32.0	40.1	8.0	30.7	38.7	8.1	30.8	38.9

ICAEW

	Interest-bearing investments 2013 £m	Equities and unit trusts 2013 £m	Total 2013 £m	Interest-bearing investments 2012 £m	Equities and unit trusts 2012 £m	Total 2012 £m	Interest-bearing investments 2011 £m	Equities and unit trusts 2011 £m	Total 2011 £m
Fair value									
At 1 January	5.0	26.2	31.2	5.0	24.9	29.9	5.0	25.8	30.8
Additions	11.1	7.2	18.3	9.9	2.0	11.9	6.0	9.1	15.1
Disposals	(11.1)	(6.6)	(17.7)	(9.9)	(2.4)	(12.3)	(6.0)	(8.5)	(14.5)
Reclassification adjustment – gains on disposal	-	0.6	0.6	-	0.1	0.1	-	0.4	0.4
Change in market value of investments:									
Recognised as other comprehensive income/(expense)	-	1.9	1.9	-	1.6	1.6	-	(1.9)	(1.9)
At 31 December	5.0	29.3	34.3	5.0	26.2	31.2	5.0	24.9	29.9
On an historical cost basis the comparable amounts of investments are:									
At 31 December	5.0	24.1	29.1	5.0	22.9	27.9	5.0	23.1	28.1

Within group investments are charitable funds of £13.0m (2012: £11.3m) which are maintained independently of ICAEW, and for which the trustee sets investment policies and monitors performance. ICAEW investments include cash balances of £6.4m (2012: £6.6m).

All the investments are publicly traded in the UK or on other major capital markets (level 1 hierarchy under IFRS 13) and the substantial majority are denominated in sterling. Fair values have been determined by reference to their quoted mid prices at the reporting date. The methods and valuation techniques used to measure fair value are unchanged compared to the previous year.

The trustee of ICAEW's defined benefit pension scheme has an interest noted in up to £10.0m of the investment portfolio of ICAEW (see note 24).

18 Deferred tax

	Group and ICAEW		
	2013 £m	2012 £m	2011 £m
The provision for deferred tax comprises:			
Revaluation of available for sale investments	(1.0)	(0.7)	(0.3)
Revaluation of properties and historic collections	(0.2)	(0.2)	(0.3)
Deferred tax liability	(1.2)	(0.9)	(0.6)
Defined benefit pension scheme	-	0.2	0.2
Deferred tax asset	-	0.2	0.2
Net deferred tax liability	(1.2)	(0.7)	(0.4)

Movements in the net deferred tax liability are summarised as follows:

	Group and ICAEW			
	Revaluation of available for sale investments £m	Revaluation of properties and historic collections £m	Defined benefit pension scheme £m	Net £m
(Liability)/asset at 1 January 2011	(0.9)	(0.3)	0.2	(1.0)
Movement in year: Recognised as other comprehensive income	0.6	-	-	0.6
(Liability)/asset at 1 January 2012	(0.3)	(0.3)	0.2	(0.4)
Movement in year: Recognised as other comprehensive income	(0.4)	0.1	-	(0.3)
(Liability)/asset at 1 January 2013	(0.7)	(0.2)	0.2	(0.7)
Movement in year: Recognised as other comprehensive income	(0.3)	-	(0.2)	(0.5)
Liability at 31 December 2013	(1.0)	(0.2)	-	(1.2)

19 Inventories

	Group and ICAEW		
	2013 £m	2012 £m	2011 £m
Learning materials	0.7	0.8	0.8

There was no provision against learning materials at the year end (2012: £nil, 2011: £nil).

20 Trade and other receivables – current

	Group			ICAEW		
	2013 £m	2012 £m	2011 £m	2013 £m	2012 £m	2011 £m
Trade receivables and other receivables	5.5	5.8	6.8	4.6	5.1	6.1
Amounts owed by subsidiaries	-	-	-	0.2	0.3	0.5
Amounts owed by associates	0.2	0.1	0.1	0.2	0.1	0.1
Deferred consideration receivable	-	-	0.5	-	-	0.5
Prepayments	1.9	2.2	2.3	1.9	2.2	2.3
Accrued income	2.4	2.3	3.3	2.4	2.3	3.3
	10.0	10.4	13.0	9.3	10.0	12.8
Less: provision for impairment of trade and other receivables	(0.4)	(0.4)	(0.4)	(0.4)	(0.4)	(0.4)
	9.6	10.0	12.6	8.9	9.6	12.4

Trade receivables and other receivables are categorised as loans and receivables as required by IAS 39. The principal component of trade and other receivables is amounts due from ICAEW's members and member firms, and in the case of disciplinary fines and costs, certain former members, and are short term. The carrying value of trade receivables is considered a reasonable approximation of fair value. It is considered that all the above financial assets which are not impaired or past due are of good credit quality.

All receivables have been reviewed for indicators of impairment. Certain trade receivables, principally in relation to disciplinary fines and costs from members, member firms and former members, were found to be impaired, and a provision of £0.4m (2012: £0.4m, 2011: £0.4m) has been made. The movement in the provision for trade and other receivables can be reconciled as follows:

20 Trade and other receivables – current (continued)

	Group			ICAEW		
	2013 £m	2012 £m	2011 £m	2013 £m	2012 £m	2011 £m
Balance at 1 January	0.4	0.4	0.6	0.4	0.4	0.6
Amounts written off (uncollectable)	(0.2)	(0.1)	(0.2)	(0.2)	(0.1)	(0.2)
Impairment losses	0.2	0.2	0.1	0.2	0.2	0.1
Impairment losses reversed	-	(0.1)	(0.1)	-	(0.1)	(0.1)
	0.4	0.4	0.4	0.4	0.4	0.4

In addition, some of the unimpaired trade receivables are past due as at the reporting date. The age of financial assets past due but not impaired is as follows:

	Group			ICAEW		
	2013 £m	2012 £m	2011 £m	2013 £m	2012 £m	2011 £m
More than one month but not more than three months	0.8	0.4	0.3	0.8	0.4	0.3
More than three months	0.7	0.9	0.7	0.7	0.9	0.7
	1.5	1.3	1.0	1.5	1.3	1.0

21 Cash and cash equivalents

Cash and cash equivalents are categorised as loans and receivables as required by IAS 39. Cash and cash equivalents consist of current balances with banks and money market deposits. They do not include interest-bearing investments held for the long term.

Forward contracts are used to cover known foreign currency exposures. No forward contracts were in place at the year end (2012: £nil, 2011: £nil).

The effect of a 0.25% change in the average market interest rate on current cash and equivalents, and cash balances within the available for sale portfolio, held at the reporting date that are sensitive to changes in interest rates, would be £27,000 (2012: £25,000, 2011: £28,000). All other variables are held constant.

22 Trade and other payables

	Group			ICAEW		
	2013 £m	2012 £m	2011 £m	2013 £m	2012 £m	2011 £m
Subscriptions and admission fees in advance	13.9	12.6	11.2	13.9	12.6	11.2
Amounts owed to subsidiaries	-	-	-	0.2	-	-
Amounts owed to associates	0.1	0.1	0.5	0.1	0.2	0.5
Other income in advance	8.0	6.7	5.9	8.0	6.7	5.9
Trade payables	3.9	3.3	3.6	3.9	3.3	3.6
Other payables	1.6	1.3	1.6	1.1	0.9	1.3
Income tax and social security payables	0.9	1.1	1.1	0.9	1.1	1.1
Accruals	6.4	7.7	6.0	6.4	7.7	6.0
	34.8	32.8	29.9	34.5	32.5	29.6

Trade and other payables are categorised as current financial liabilities measured at amortised cost as required by IAS 39. All the above trade and other payables are short term and are payable within one month. Subscriptions, admission fees and other income in advance relate to income received during 2013 but relating to 2014 annual subscriptions and fees. The carrying values are considered to be a reasonable approximation of fair value.

23 FRC Conduct Committee provision

	Group and ICAEW		
	2013 £m	2012 £m	2011 £m
Balance at 1 January	8.1	8.6	8.8
Charge to income statement	5.7	3.5	2.7
Amounts paid	(5.3)	(4.0)	(2.9)
Balance at 31 December	8.5	8.1	8.6
Provision expected to be used within one year	5.0	5.3	4.4
Provision expected to be used after more than one year	3.5	2.8	4.2
	8.5	8.1	8.6

23 FRC Conduct Committee provision (continued)

The FRC Conduct Committee is part of the FRC and is responsible for operating and administering an independent disciplinary scheme (the Accountancy Scheme) covering members of ICAEW and the following participating institutes: the Association of Chartered Certified Accountants, the Chartered Institute of Management Accountants, the Chartered Institute of Public Finance and Accountancy, the Institute of Chartered Accountants in Ireland and the Institute of Chartered Accountants of Scotland. The FRC Conduct Committee also operates and administers a separate independent disciplinary scheme (the Actuarial Scheme) covering members of the Institute and Faculty of Actuaries.

The amount provided is based on the estimated present obligation to ICAEW of investigations by the Conduct Committee for cases arising from past events up to 31 December 2013. The provision is expected to be used over the next five years. ICAEW reviews the adequacy of the provision through a review of past case cost estimates and discussions of current cases with relevant individuals. However, the accuracy of both the provision and the forecast of the period over which it will be used will depend on assumptions made about the progress of individual cases and judgements on information provided by the FRC, and is subject to a significant degree of judgement. The provision covers a total of 19 investigations involving ICAEW members and member firms (2012: 15).

24 Pension asset/liabilities

DEFINED BENEFIT SCHEME

Until 30 June 2010, ICAEW operated a defined benefit staff pension scheme (the scheme) which provided participating members of staff with retirement benefits based on their final pensionable salary. Following consultation during 2009, the scheme was closed to future accrual of member benefits on 30 June 2010. The assets of the scheme continue to be held by a separate trustee-administered fund.

The most recent completed valuation of the scheme was carried out by Hymans Robertson LLP as at 31 March 2013 on the projected unit credit method, taking into account the closure of the scheme to future accrual from 30 June 2010. At the valuation date, the market value of the assets of the scheme was £149.9m, which represented 86% of the value of the benefits that had accrued to members, after allowing for expected future increases in inflation.

A recovery plan has been agreed with the trustee whereby ICAEW has undertaken to make monthly payments of £0.15m (£1.8m per year) until the deficit is eliminated, to be reviewed at the next triennial valuation, together with additional payments for enhanced early retirements at the next valuation. Total payments by ICAEW to the scheme during 2013 for past service costs amounted to £4.8m (2012: £6.0m, 2011: £6.4m). Contributions to the scheme in 2014 are therefore estimated at £1.8m, plus contributions in kind in relation to the administration costs of the scheme. The next triennial review will be as at 31 March 2016.

In conjunction with the 2013 valuation of the scheme, ICAEW agreed to continue with a charge being made over Chartered Accountants' Hall and the trustee having an interest noted in up to £10.0m of the investment portfolio of ICAEW. The covenant agreement with trigger mechanisms and remedies previously in use has ended.

Desktop actuarial valuation

The actuary has provided a desktop actuarial update on the scheme's financial position as at 31 December 2013. This review estimated that the deficit, based on assumptions consistent with the 2013 triennial valuation, was £9.5m (2012: £24.9m on assumptions consistent with the 2010 triennial valuation).

The following table summarises the key assumptions used in preparing the desktop actuarial valuation:

	2013	2012	2011
Pre-retirement discount rate	4.47%	4.03%	4.63%
Inflation	3.25%	2.69%	2.85%
Life expectancy	Long cohort	Long cohort	Long cohort

The main reason for the difference between this desktop actuarial valuation and the IAS19 valuation relates to the post-retirement discount rates applied.

The sensitivities of the liabilities in the above desktop actuarial valuation to changes in these assumptions are summarised below:

	Change in assumption	Effect on value of liabilities	
		%	£m
Discount rate	Increase/(decrease) by 0.5% pa	(Decrease)/increase by 8.6%	12.8
Rate of inflation	Increase/(decrease) by 0.25% pa	Increase/(decrease) by 3.1%	5.0
Longevity	Increase by 1 year	Increase by 2.4%	3.9

IAS 19 valuation

The scheme's actuary provides a separate report for IAS 19 Employee Benefits purposes at each year end. The assumptions made at 31 December 2013 by the board on the advice of the scheme's actuary were:

	2013	2012	2011
Discount rate	4.35%	4.20%	4.70%
Rate of inflation	3.30%	2.70%	2.85%

24 Pension asset/liabilities (continued)

ICAEW adopted IAS 19 (revised) for the year ended 31 December 2012. Net interest is therefore determined by applying the discount rate to both the liability and asset calculations. In addition, scheme administration costs, which are paid directly by ICAEW, are included in the defined benefit obligation, offset by a corresponding non-cash increase in contributions by the employer.

ICAEW has reviewed the funding commitment outlined above and the scheme rules and with legal advice considers that the rules enable a surplus to be recognised as an asset as ICAEW has an unconditional right to a refund assuming the gradual settlement of the scheme liabilities over time until all members have left the scheme.

IAS 19 (revised) states that the discount rate used should have regard to returns on high quality corporate bonds of a term consistent with the term of the post-employment benefit obligations. A yield curve of iBoxx AA bonds has been used to estimate an appropriate discount rate for the scheme's liabilities, which are estimated to have a weighted average term of 17 years. This is a change to the previous year, developed in consultation with independent actuaries. Previously the discount rate was set with regard to the yields available on the government bonds (where longer maturity yields are available) plus a suitable increment to reflect the typical credit spreads between AA rated corporate bonds and similarly dated government bonds.

The mortality tables used to calculate the pension liabilities imply an expected future life expectancy of current pensioners at age 65 of 23.0 years (men) and 25.2 years (women); and for current non-pensioners of 25.2 years (men) and 27.7 years (women). These assumptions are in line with the actuarial valuation as at 31 March 2013.

The table below summarises the split of defined benefit obligation between deferred members and pensioners. There are no active members.

	Number of members	Liability split	Duration – years
Deferred members	372	47.6%	21.7
Pensioners	384	52.4%	13.4
Total/weighted average	756	100.0%	17.3

The scheme actuary has confirmed that the assumptions adopted by management are within their acceptable range for the purposes of the IAS 19 valuation, and have calculated the sensitivity of the liabilities as at 31 December 2013 to certain key assumptions as follows:

	Change in assumption	Effect on value of liabilities	
		%	£m
Discount rate	Increase/(decrease) by 0.5% pa	(Decrease)/increase by 7.5%	11.2
Rate of inflation	Increase/(decrease) by 0.25% pa	Increase/(decrease) by 4.0%	6.0
Longevity	Increase by 1 year	Increase by 2.6%	3.9

The following table summarises the results of the IAS 19 valuation of the fund:

	Group			ICAEW		
	2013 £m	2012 £m	2011 £m	2013 £m	2012 £m	2011 £m
Present value of funded obligations	(149.3)	(143.6)	(134.1)	(149.3)	(143.6)	(134.1)
Fair value of plan assets	151.0	138.0	127.5	151.0	138.0	127.5
Whole scheme surplus/(deficit)	1.7	(5.6)	(6.6)	1.7	(5.6)	(6.6)
Less: relating to other group companies	-	-	-	0.4	0.7	0.6
Scheme surplus/(deficit)	1.7	(5.6)	(6.6)	2.1	(4.9)	(6.0)

Reconciliation of defined benefit obligation – whole scheme

	2013 £m	2012 £m	2011 £m
Opening defined benefit obligation	143.6	134.1	125.0
Administration cost	0.4	0.4	0.4
Interest on obligation	5.9	6.2	6.5
Actuarial losses arising from changes in financial assumptions	4.8	7.7	7.2
Benefits and expenses paid	(5.4)	(4.8)	(5.0)
Closing defined benefit obligation	149.3	143.6	134.1

The administration costs of the scheme are paid directly by ICAEW.

24 Pension asset/liabilities (continued)

Reconciliation of fair value of plan assets – whole scheme

	2013 £m	2012 £m	2011 £m
Opening fair value of plan assets	138.0	127.5	119.3
Net interest income on plan assets	5.8	6.0	6.4
Contributions by the employer	5.2	6.4	6.8
Actuarial gains arising from return on assets, excluding amounts included in net interest	7.4	2.9	-
Benefits and expenses paid	(5.4)	(4.8)	(5.0)
Closing fair value of plan assets	151.0	138.0	127.5
Actual return on assets	13.2	8.9	6.4

Contributions by the employer include deficit funding payments, together with contributions in kind in relation to administration costs paid directly.

The major categories of plan assets as a percentage of total plan assets are as follows:

	2013	2012	2011
Equities	43%	44%	44%
Debt securities – Government bonds	15%	32%	44%
Debt securities – Corporate bonds	28%	9%	8%
Cash and cash equivalents	14%	15%	4%
	100%	100%	100%

The scheme trustee intends to shift the weight of the portfolio towards bonds over a period of time, with the aim of creating a bond portfolio where the value of the assets moves in a similar way to the liabilities when there is a change in inflation or interest rates.

In terms of setting long-term objectives for the scheme, the key elements agreed between the trustee and ICAEW are as follows:

- the long-term objective is for the scheme to be self-sufficient, based on the scheme's current funding position and the agreed recovery plan, in 10–15 years; and
- the interim target is to be fully funded on the technical provisions basis by 2023.

The modelling carried out as part of the 2013 valuation helped the trustee identify funding and investment strategies that would provide a good chance of meeting their long-term target while taking an acceptable level of risk that ICAEW could underwrite. Given the agreed contribution payments and the strength of ICAEW's covenant, the current asset allocation was identified as appropriate although it will be regularly reviewed in light of emerging changes to the scheme, the wider economy and general market conditions.

The trustee had previously agreed to implement a plan to reduce the risks in the scheme as it moves progressively closer towards the objective of self-sufficiency through a series of 'triggers' to reduce risk as the funding position reached certain points. The process aims to give the trustee an ability to capture good investment performance as and when the right opportunities arise. The default option is to disinvest from equities in order to invest in bonds but sufficient flexibility has been built into the process to allow investment in alternative assets if market conditions do not support the default option. The progression of de-risking the portfolio is under review following the 2013 valuation and subsequent investment actions.

Under the procedures described above a trigger point was reached in September 2013 as a result of improvements in gilt yields. As a consequence the equity proportion of the fund is being reduced to 40%.

As part of the continued process to manage scheme volatility the trustee has agreed a 'buy-in' policy with Just Retirement which will provide funding for the liabilities of a portion of the largest pension liabilities. This policy was completed in February 2014.

The fair values of the main asset categories can be summarised as follows:

	Quoted	Unquoted	Total
Equities	64.6	-	64.6
Debt securities	57.9	7.5	65.4
Cash and cash equivalents	21.0	-	21.0
	143.5	7.5	151.0

24 Pension asset/liabilities (continued)

Amounts recognised in the income statement within staff costs are as follows:

	Group			ICAEW		
	2013 £m	2012 £m	2011 £m	2013 £m	2012 £m	2011 £m
Administration cost	(0.4)	(0.4)	(0.4)	(0.4)	(0.4)	(0.4)
Net interest income on plan assets	5.8	6.0	6.4	5.8	6.0	6.4
Interest on obligation	(5.9)	(6.2)	(6.6)	(5.9)	(6.2)	(6.6)
	(0.5)	(0.6)	(0.6)	(0.5)	(0.6)	(0.6)

Amounts recognised as other comprehensive income:

	Group			ICAEW		
	2013 £m	2012 £m	2011 £m	2013 £m	2012 £m	2011 £m
Actuarial gain on plan assets	7.4	2.9	-	7.4	2.9	-
Actuarial loss on obligation	(4.8)	(7.7)	(7.2)	(4.8)	(7.7)	(7.2)
Actuarial gain/(loss) – whole scheme	2.6	(4.8)	(7.2)	2.6	(4.8)	(7.2)
Less: relating to other group companies within the scheme	-	-	-	(0.1)	0.2	0.3
	2.6	(4.8)	(7.2)	2.5	(4.6)	(6.9)

The cumulative amount of actuarial losses recognised in other comprehensive income since the date of transition to IFRS is £5.3m (2012: £7.9m).

Amounts for the current and previous periods are as follows:

	2013 £m	2012 £m	2011 £m	2010 £m	2009 £m
Defined benefit obligation	(149.3)	(143.6)	(134.1)	(125.0)	(120.4)
Plan assets	151.0	138.0	127.5	119.3	105.6
Whole scheme deficit	1.7	(5.6)	(6.6)	(5.7)	(14.8)
Actuarial gain on plan assets	7.4	2.9	-	6.3	7.9
Actuarial loss on obligation	(4.8)	(7.7)	(7.2)	(2.3)	(16.2)
Experience gains/(losses) on obligation	3.0	-	-	(0.7)	-

DEFINED CONTRIBUTION SCHEME

ICAEW also operates a defined contribution scheme for employees. This provides benefits based upon contributions made and investment returns achieved. The assets of the scheme are held in a separate trustee fund. ICAEW contributes 9% of pensionable earnings for participating employees. Employees contribute a minimum of 4%. Transitional arrangements over three years, including enhanced ICAEW contributions, were in place for participating employees transferring from the defined benefit scheme.

The amount charged to the income statement during the year for these schemes was £2.2m (2012: £2.3m). There were no contributions payable to the scheme at the year-end date (2012: £nil).

25 Reserves

Included within reserves is £3.3m relating to the Chartered Accountants' Compensation Scheme. In accordance with investment business regulations ICAEW is required to maintain a compensation scheme, funded by levies on firms authorised for investment business. This compensation scheme exists to deal with claims received about work carried out by authorised firms under both the Recognised Professional Body (RPB pre-2001) and Designated Professional Body (DPB post-2001) regimes. ICAEW maintains a reserve to meet anticipated future claims. A levy was made in 2013 on licensed firms under the DPB regime. ICAEW has reserved the right to make further levies on firms authorised under the RPB regime before 1 December 2001 should additional funds be required.

26 Leasing commitments – operating leases

At 31 December the group and ICAEW had the following total future minimum lease payments under non-cancellable operating leases:

	Group		Group	
	Land and buildings	Plant and machinery	Land and buildings	Plant and machinery
	2013	2013	2012	2012
	£m	£m	£m	£m
Minimum lease payments due:				
Within one year	0.2	-	0.1	-
In two to five years inclusive	0.2	0.2	0.4	0.3
After five years	5.4	-	6.0	-
	5.8	0.2	6.5	0.3

	ICAEW		ICAEW	
	Land and buildings	Plant and machinery	Land and buildings	Plant and machinery
	2013	2013	2012	2012
	£m	£m	£m	£m
Minimum lease payments due:				
In two to five years inclusive	-	0.2	0.1	0.3
After five years	5.4	-	6.0	-
	5.4	0.2	6.1	0.3

27 Staff costs

Average number of staff employed during the year

	Group		ICAEW	
	2013	2012	2013	2012 restated
Total employees	701	705	657	660
Full-time equivalents	665	672	622	629

Employment costs

	Group		ICAEW	
	2013	2012	2013	2012 restated
	£m	£m	£m	£m
Wages and salaries	32.6	32.0	30.4	30.2
Employer's social security costs	3.3	3.3	3.2	3.3
Employer's pension costs	2.9	3.0	2.7	2.8
	38.8	38.3	36.3	36.3

The figures above do not include two members of staff whose employment costs are borne by the Fraud Advisory Panel (2012: two). The charitable trust employees' employment costs are borne by CATER although they have contracts of employment with ICAEW. ICAEW 2012 staff numbers and costs have been restated to reflect the split of staff between our overseas companies and the UK, with the effect of reducing total employees by 24, full time equivalents by 23 and staff costs by £1.2m. There is no change to the reported result arising from this change.

28 Key management compensation – executive directors

	Group and ICAEW			Group and ICAEW		
	Salary 2013 £'000	Deferred variable pay 2013 £'000	Total 2013 £'000	Salary 2012 £'000	Deferred variable pay 2012 £'000	Total 2012 £'000
Robin Fieth	180	39	219	194	28	222
Sharron Gunn	196	41	237	191	34	225
Robert Hodgkinson	252	50	302	249	45	294
Michael Izza	403	123	526	396	105	501
Mark Protherough	197	41	238	194	29	223
Vernon Soare	197	51	248	194	44	238
	1,425	345	1,770	1,418	285	1,703

The executive directors are remunerated on a total-package basis. This means that they may elect to take all of their remuneration in the form of salary or they may opt to commute a portion of their salary towards ICAEW benefits such as pension scheme membership, health insurance or a car. Deferred variable pay is payable to executive directors on the basis of performance and is agreed by the remuneration committee. Robin Fieth resigned as executive director, members and operations from 30 November 2013. Liz Rylatt has been appointed as executive director, finance, operations and members, from 8 January 2014. In addition to the above salaries, employer's national insurance contributions totalled £240,000 (2012: £229,000).

Non-executive directors are not remunerated.

29 Contingent liabilities and guarantees

ICAEW has undertakings to Chartered Accountants' Compensation Scheme Limited for its agreed proportion of claims for compensation and administration costs, of amounts up to but not exceeding £10.0m in any one year. Payments for individual claims are limited to a maximum of £50,000. ICAEW's share of the costs of the scheme is recovered from those firms licensed by ICAEW under the Financial Services and Markets Act 2000 and those firms previously authorised by ICAEW under the Financial Services Act 1986 as appropriate.



ICAEW is a world leading professional membership organisation that promotes, develops and supports over 142,000 chartered accountants worldwide. We provide qualifications and professional development, share our knowledge, insight and technical expertise, and protect the quality and integrity of the accountancy and finance profession.

As leaders in accountancy, finance and business our members have the knowledge, skills and commitment to maintain the highest professional standards and integrity. Together we contribute to the success of individuals, organisations, communities and economies around the world.

Because of us, people can do business with confidence.

ICAEW is a founder member of Chartered Accountants Worldwide and the Global Accounting Alliance.

www.charteredaccountantsworldwide.com
www.globalaccountingalliance.com

ICAEW

Chartered Accountants' Hall Moorgate Place London EC2R 6EA UK

T +44 (0)20 7920 8100

E info@icaew.com

icaew.com

 facebook.com/icaew

 twitter.com/icaew

 linkedin.com – find ICAEW

